


Teacher Lesson Plans

Bibletime Levels 0-4

B Series

B9 & B10



Bible Educational Services

Registered Charity UK (CIO 1186004)

BES Mission:

Producing Bible lessons for intermediaries to present the truth of Jesus Christ to the next generation worldwide.

BES Vision:

To reach the next generation with our full curriculum in their own language by developing and supporting a global network of committed partners.

GENERAL INFORMATION

What Bible Educational Services does:

Bible Educational Services (BES) publish Bibletime, Bibletime Going Deeper (previously NewLife) and Gleaners Bible lessons in English and support Postal Bible Schools and similar organisations using BES lessons in the UK and overseas. We do this by visiting, networking, advising and training. BES is also currently working in partnership with groups in other countries who are involved in translation, design, publishing and distribution of lessons. Lessons must be provided free of charge to all students.

Bibletime lessons were first used in Southern Ireland over 50 years ago. Bible Educational Services maintain editorial responsibility for Bibletime Lessons in English and in all foreign languages. Bibletime lessons have been normally published in an A4 format which enables students in some areas, every four weeks, to send the lessons back to a Postal Bible School Centre for marking. More recently, thanks to Every Home Crusade (Revival Movement) in Belfast, lessons for six months have been published in an A5 format, which has made usage in Churches and Schools much easier, especially where there is no effective postal system.

The BES lessons are unique in that they are prepared with home or group (Church / School) study in mind. They follow a planned syllabus which allows students to continue studying for up to 20 years. Five levels of lessons are available for suggested age groups: Pre-school, 5-7's, 8-10's, 11-13's, 14-16's. There is a three-year syllabus for each age group. The age groups may vary according to different levels of ability. The Bibletime Resources allow children the opportunity to study the Bible and reflect on its relevance in the lives of people today.

Printed copies of the lessons are available in English from the BES website www.besweb.com or from the BES Office in Enniskillen. They are also available on the website in other languages. BES has documents which may be helpful to you if you are considering partnering with us, which are also available on the website.

BES Contact Addresses

BES Office (stockist of all English lessons):

37a Belmore Street, Enniskillen, Northern Ireland, BT74 6AA

Phone: 02866 322462

Email: info@besweb.com

website: www.besweb.com

LESSON PLANS FOR TEACHERS

Teacher Lesson Plans are produced to equip Teachers using Bibletime lessons with suggestions and ideas for classroom study. In this booklet they are designed for use with Levels 0-4.

Each lesson plan follows the same Bible reference as the Bibletime lesson and is designed to be used on a weekly basis. The April lessons are specific to the Easter story and the December lessons are based on the birth of Jesus at Christmas.

Normally the classroom Teacher will work through the monthly A4 lesson each week with the class. They are free to allow time for independent study if this is appropriate. At the end of the month the Teacher will collect the lesson and do the necessary marking, returning the marked lessons as soon as possible to the pupils.

PREPARATION FOR TEACHERS

Teachers should feel free to use their own ideas and initiatives when using the Bibletime lessons, adapting them as appropriate to their particular pupils. These are suggestions which may help in the use of this Resource:

- **Be familiar with the story** - Teachers should be as familiar as possible with the Bible Story and also with the Bibletime lesson that accompanies it. Ideally, the Bibletime lesson should be completed by the Teacher before the lesson. The Lesson Plans for each lesson should also be carefully considered as a planning aid for the lessons.
- **Understand the lessons to be learned** - At the top of each lesson plan you will notice the words 'We are learning that', followed by some learning intentions. The children will hopefully have grasped these points after listening to the Teacher's presentation and completing the Bibletime lesson.
- **Introduce it** - With all lessons, we start where the children are with their own experience of the situation. We have suggested various ways that might be used to introduce the story to enable the children to be interactive in discussing the starting point of the story.
- **Teach It** - We have given the Key Points in the story. Teachers should not have to refer to these when actually teaching the story, but they are a useful guide. Aim to teach it in an interesting and inspiring way! Help the children to understand the main points by grasping their attention - use the appropriate tone and ask questions to test their learning.
- **Show it** - We appreciate that in some situations, visuals will be very difficult to obtain but wherever possible it is important to focus on pictures or objects to help in the understanding of the story. In most lessons we have given the information about pictures from www.freebibleimages.org (FBI) which are downloadable from their website. These direct links to the story / study are available in Appendix A, B or C at the back of the booklet.
- **Learn It** - There is a Key Verse attached to each story. Hearing and learning these verses should enable pupils to increase their knowledge of Biblical vocabulary.
- **Complete It** - In a school situation you will be aware of the abilities of children to complete worksheets and the amount of Teacher support required. For some, it will be a requirement that the Teacher reads over the text of the lesson as the children follow what is now a familiar narrative. Other children may be able to read the text independently. Whatever the approach, try to make the lesson enjoyable, and remember to praise the pupils' efforts.
- **Review it** - We have suggested possible quizzes, games, art and drama to assist learning, and as a means of revising the story.
- **Live it** - This section carries the heading 'How does the lesson challenge Christians today?' and also some suggestions of possible group work and individual responses to the challenge of the lesson.



NAME:

B.E.S.


This cloud character is based on **Exodus 13: 21-22** and is a symbol of God's presence. He is a source of wisdom throughout the Bibletime stories, as he guides and teaches the character 'Q' about God. He's a gentle, friendly character who encourages us all to study God's Word, the Bible, in a deep and meaningful way.



NAME:

Q


Q is an inquisitive and deep thinking character. He has lots of questions and is brave enough to ask them. He looks to his friends B.E.S. and Beam as wise and encouraging mentors, to help him find answers. In so doing, he helps us all to discover an even greater friend, Jesus.



NAME:

PAUSE

Pause is a happy, cheerful character. He does not speak but his presence indicates a time to pause, so that we can reflect on what has been discovered up to that point. Pause also reminds us to attempt the activity or questions after careful thought.



NAME:

BEAM

This lightbulb character is linked to Psalm 119: 105. He is 'shining his light' for Jesus. Alongside B.E.S., he helps Q and us to understand the Bible as God's instruction manual. He shows us how to live in relationship with God, fellowship with others and as witnesses to the truth of the Gospel.

Bibletime Syllabus

	LEVEL 0 (Pre-School) LEVEL 1 (Ages 5-7) LEVEL 2 (Ages 8-10)	LEVEL 3 (Ages 11-13)	LEVEL 4 (Ages 14+)
STARTER	Introduction – BES & Friends	Introduction – BES & Friends	Introduction – BES & Friends
SERIES A	<ol style="list-style-type: none"> 1. Creation 2. Noah 3. Peter 4. Peter - The Cross 5. Abraham 6. Abraham 7. Peter 8. Peter 9. Jacob 10. Early Christians 11. Paul 12. The Christmas Story 	<ol style="list-style-type: none"> 1. Creation 2. Noah 3. Peter 4. Peter - The Cross 5. Peter 6. Abraham 7. Jacob 8. Prayer 9. Paul 10. Paul 11. Paul 12. The Christmas Story 	<ol style="list-style-type: none"> 1. Creation & Fall 2. Early developments - Genesis 3. Peter 4. Peter - The Cross 5. Peter 6. Abraham 7. Jacob 8. The Christian Life 9. Paul 10. Paul 11. Paul 12. The Christmas Story
SERIES B	<ol style="list-style-type: none"> 1. Early Life of Christ 2. Miracles 3. Bethany 4. The Cross 5. Parables 6. Joseph 7. Joseph 8. People Jesus met 9. Moses 10. Moses 11. Moses 12. The Christmas Story 	<ol style="list-style-type: none"> 1. Parables 2. Miracles 3. Bethany 4. The Cross 5. Early Christians 6. Joseph 7. Joseph 8. Gospel Writers 9. Moses 10. Moses 11. Moses 12. The Christmas Story 	<ol style="list-style-type: none"> 1. Parables 2. Miracles 3. Bethany 4. The Cross 5. Early Christians 6. Jacob & his family 7. Joseph 8. Acts 2: 42 - The way ahead 9. Moses 10. Moses 11. The Law 12. The Christmas Story
SERIES C	<ol style="list-style-type: none"> 1. Daniel 2. More Miracles 3. People Jesus met 4. Death of Christ 5. Ruth & Samuel 6. David 7. David 8. Joshua 9. Elijah 10. Elisha 11. Jonah 12. The Christmas Story 	<ol style="list-style-type: none"> 1. Daniel 2. People Jesus met 3. More Miracles 4. Death of Christ 5. Ruth 6. Samuel 7. David 8. Joshua 9. Elijah 10. Elisha 11. Men used by God - OT 12. The Christmas Story 	<ol style="list-style-type: none"> 1. Daniel 2. The sayings of Jesus 3. The Lords Power 4. Death of Christ 5. Ruth 6. Samuel 7. David 8. Joshua 9. Elijah 10. Elisha 11. More OT Characters 12. The Christmas Story

B9 Story 1
Moses' birth

	<p>We are learning that:</p> <ul style="list-style-type: none"> • The Bible tells us that God cared for Moses and He cares for us too. • God had a plan for Moses' life – Christians believe He has a plan for us too. <p>Key Verse: Hebrews 11: 23 Bible Passage: Level 0&1: Exodus 2: 1-10 Level 2: Exodus 1&2</p>
INTRODUCE IT	<p>Christians believe that the families we are born into and the things that happen to us are not random – rather, God uses them to prepare us to serve Him. In these stories, we are going to learn about Moses. God had a very important job for Moses to do when he grew up. Today we will learn about how God looked after Moses as a child. The story of Moses is found in the second book of the Bible. Ask if anyone knows the name of this book (Exodus) and show them where it is found. Alternatively, if you are introducing this story to Level 1 children, you could talk about new babies and possibly have some items which they need to keep them safe and content.</p>
TEACH IT	<ul style="list-style-type: none"> • Briefly explain the background to the Israelites (Hebrews) being slaves – (Exodus 1: 1-11). King Pharaoh became so desperate to stop the Israelites increasing in number that he decided to drown all the Israelite baby boys in the River Nile (Exodus 1: 22). How would an Israelite mum and dad have felt if they had just had a new baby boy? • In one home, a beautiful healthy baby boy was born. His parents hid him in the house, trusting God to keep him safe. But after three months, they could no longer hide him. Why not? His mother made a waterproof basket from bulrushes / papyrus reeds, put the baby inside and hid the basket in the tall reeds at the edge of the river. Miriam, the baby's sister was left to watch what would happen, but only God could keep the baby safe (Exodus 2: 1-4). • Tell the next part of the story dramatically – describe how Miriam notices the princess (Pharaoh's daughter) and her helpers coming along. Will she notice the baby? Will she tell the King? Yes, the princess spotted the basket and asked her helper to bring it to her. Describe her response on seeing the Hebrew baby inside. The princess would not let him be harmed! God was at work in keeping the baby safe! (Exodus 2: 5-6) • Then Miriam stepped forward and offered to find a nurse for the baby. Who would she get? The princess agreed and Miriam ran off to find her own mother! So, the baby's mother was able to look after him at home in complete safety because the princess agreed to it. Later on, when the baby had grown into a boy, the princess took him to live in Pharaoh's palace. She adopted him as her own son and called him Moses, which means "taken out of the water" (Exodus 2: 7-10). Now Moses had become a prince of Egypt! • Christians believe that God was behind all that happened. According to Pharaoh's law, the baby should have drowned. Moses' parents had faith in God – they trusted God to look after their baby and He did. This was just the beginning of God's plan being worked out. Christians today trust God to work out His plan in their lives too. <p>Complete the Bibletime lesson. Show it: see FBI links in Appendix A – The birth of Moses.</p>
LEARN IT	<p>Teach and explain, where necessary, the Key Verse Hebrews 11: 23 (Level 2). Level 1 children could learn the first sentence.</p>
REMEMBER IT	<ul style="list-style-type: none"> • Which book is the story of Moses found in? • What did Pharaoh decide to do to all the baby Hebrew boys? • How long was the baby hidden at home? • What did the mother make? • Where did she put the baby? • Who stayed at the river to watch? • Who found the baby? • Why was Moses' life not in danger from then on? • Who showed faith in the story? • Who kept Moses safe?

B9 Story 2
Moses' big mistake

	<p>We are learning that:</p> <ul style="list-style-type: none"> • Moses made a mistake when he acted too quickly in anger. • The Bible teaches that God knows about everything we do, say, or think. <p>Key Verse: Exodus 2: 11-15 Bible Passage: Numbers 32: 23</p>
INTRODUCE IT	<p>Sometimes we think we know best. Choose an example of something that a child might be shown how to do by an adult, but the child does it his/her own way and it doesn't work out right. Last week we learned about Moses. <i>Ask some questions to recap.</i> Where did Moses go to live when he was a boy? (The Palace). What were his own people called? (Israelites/Hebrews). Remind the pupils that they were slaves and how they were treated cruelly by the Egyptians. In today's story Moses is grown up. Listen carefully to learn about a situation where Moses thought he knew best.</p>
TEACH IT	<ul style="list-style-type: none"> • One day Moses went to visit his own people. Suddenly he noticed one of them being beaten by an Egyptian (Exodus 2: 11-12). How would Moses have felt? (angry, wanting to defend his people). Quickly Moses looked around to see no one was watching and killed the man from Egypt. Then he hid the body in the sand. Moses thought he had done the right thing, but had he? Explain to the pupils that Moses' action was very wrong. Do you think he will get away with what he did? If not, why? • The next day Moses saw two Hebrews fighting. As he asked what was going on, one of the men said, "Who do you think you are to judge us? Are you thinking of killing me, as you did to the Egyptian?" Now Moses knew that he had been seen killing the Egyptian. How would he feel now? (scared that the King would hear!) Soon Pharaoh did hear about what Moses had done and wanted to kill him. Moses had to run for his life to another country called Midian where he worked as a shepherd for a man called Jethro (Exodus 2: 13-15). • The Bible teaches that God also knew about the wrong thing which Moses had done. Christians believe that God sees everything we do, and we cannot hide our wrong actions from him. Even though Moses was a grown-up, he made a mistake and did not do the right thing. He still had much to learn before he was ready to be a leader. Christians today can learn from Moses' mistake by asking God to help them to act in the right way. <p>Complete the Bibletime lesson. Show it: see FBI links in Appendix A – Moses' big mistake.</p>
LEARN IT	<p>Teach and explain, where necessary, the Key Verse Numbers 32: 23. Relate the verse to Moses' mistake. What was Moses' sin? How was he found out? You could also give a specific example of a situation which is relevant to the pupils' experiences.</p>
REMEMBER IT	<p>Use these True or False statements for a quiz:</p> <ul style="list-style-type: none"> • Moses killed an Israelite. • He thought no one saw him. • Another Hebrew man had seen him. • God saw what happened. • Pharaoh put Moses in prison. • Moses still had lots to learn before he was ready to be a leader.

B9 Story 3
Moses sees a burning bush

	<p>We are learning that:</p> <ul style="list-style-type: none"> • Moses was a reluctant leader, but God promised to help him. • God had forgiven Moses and now He had a special job for Him to do. <p>Key Verse: Exodus 3: 12 Bible Passage: Level 0&1: Exodus 3: 1-10 Level 2: Exodus 3: 1-22</p>
INTRODUCE IT	<p>Talk about being asked to do something important and exciting – a responsibility relevant to school life, e.g. help a teacher, deliver a message, speak in Assembly. How did you feel when you were asked to do it? (nervous, wishing someone else had been asked?)</p> <p>Today's story takes place 40 years after Moses' big mistake. Moses had been a shepherd for 40 years in the desert. God had not forgotten him. He was willing to forgive him and now had a very special task for him to do.</p>
TEACH IT	<ul style="list-style-type: none"> • Every day was much the same, until one day... Moses noticed a bush on fire! The strange thing was that although there were flames, the leaves and the branches were not being burned up! Moses went closer to have a look and then God said Moses' name. Use the words from the Bible to tell the next part. Explain that "holy ground" meant it was a very special place because God was there. The Bible tells us that God is holy and different from us - He has no sin. Moses took off his sandals and hid his face because he understood God's greatness (Exodus 3: 1-6). • Ask the pupils to recall what life was like for the Israelites in Egypt. God told Moses that He knew all the bad things that had been happening and now He was going to bring them out of Egypt to a new country. God wanted Moses to be their leader and go to speak to King Pharaoh. Explore how Moses might have felt about going back to Pharaoh (Exodus 3: 7-10). Read on to see how Moses felt about being a leader. Then discuss his objections and God's counter-objections as given in the Bible text and in the speech bubbles in the Level 2 lesson. • I'm not important enough – I will be with you (3: 11, 12). I don't know your name – My name is I AM (this name shows God is all-powerful). I am the God of your fathers, the God of Abraham (3: 13-15). They won't believe me – I will give you miracles to prove my power (4: 1-9). I won't be able to say the right words – I will help you speak and teach you what to say (4: 10-12). Please send someone else (4: 13) – Aaron will be your helper and you can tell him what to say. Was Moses the kind of person you would expect to be a leader? Do you think God was pleased with his excuses? But despite the mistake he had made back in Egypt and all his excuses, he was God's choice. In our next story, we will learn how Moses was finally ready to obey and God was able to continue to work out His plan in his life. Moses would have to rely on God for all that lay ahead. • Christians try to remember that when God asks them to do things that seem difficult, He is with them and will help them. <p>Complete the Bibletime lesson. Show it: see FBI links in Appendix A - Moses sees a burning bush.</p>
LEARN IT	<p>Teach and explain, where necessary, the Key Verse Exodus 3: 12a. This is a short verse after a long story. The pupils might like to use it to create a bookmark. A larger group could make a collage with each child decorating or sticking bits of paper on to a letter.</p>
REMEMBER IT	<ul style="list-style-type: none"> • What was strange about the bush which Moses saw? • What did Moses do when he was on holy ground? • What does holy mean? • What job did God want Moses to do? • Give an excuse which Moses made about himself. • What excuse did Moses make about God? • Who did God allow Moses to take with him? • God did not give up on Moses. Why not?

B9 Story 4
Moses brings God's message

	<p>We are learning that:</p> <ul style="list-style-type: none"> • Moses was finally obedient to what God asked him to do. • God worked out His plan in Moses' life by keeping the promises He had made to him. <p>Key Verse: Exodus 4: 15 Bible Passage: Level 0&1: Exodus 3: 11-22 & 4: 1-5 Level 2: Exodus 4: 1-20</p>
INTRODUCE IT	<p>Talk about important changes in our lives – e.g. moving to a new house, moving to secondary school, getting married. Moses had a lot of changes in his life – recall his first months as a baby, then living in Pharaoh's palace until he was 40, followed by his life in the desert for another 40 years. It would be useful to put pictures of these events on a timeline of Moses' life and display this on the classroom wall. Now Moses was facing the biggest challenge in his life. What had God asked him to do?</p>
TEACH IT	<ul style="list-style-type: none"> • Moses now had a wife and two sons in the land of Midian. He asked his father-in-law, Jethro, if he could go back to Egypt. Jethro agreed and Moses set out along with his wife and his sons who rode on a donkey. Moses also brought with him his special rod that God had told him to use. God told Moses that the men who had wanted to kill him when he was last in Egypt were no longer alive (Exodus 4: 18-20). God was helping Moses not to be afraid. Already God was keeping His promise to Moses. Can you remember the Key Verse from the last lesson? (Exodus 3: 12) • Then God kept another promise He had made to Moses. While Moses was still on his journey, his brother Aaron came and met him. Why was Aaron going to be with Moses? Moses told Aaron all that God had told him, including the signs he had been given to do with his rod (Exodus 4: 27, 28). Christians believe that God can always be counted on to keep his promises. • When they arrived in Egypt, Moses and Aaron met with the leaders of the Israelites and told them God's plans. Then all the people came together, and Moses showed them the miracles God had given him to do with his rod. Moses threw the rod on the ground and it became a snake and then when he took hold of the snake's tail it became a rod again. After this he put his hand inside his cloak and when he brought it out it was covered with leprosy (an infectious skin disease) but when he put it in a second time it was healed (Exodus 4: 6-9). When the people saw these wonderful things, they could see God's power, and understood that Moses had really been sent by God. How do you think the people felt? (amazed/so happy that God was going to rescue them from being slaves) (Exodus 4: 29-31). • Moses must have been excited to see God prepare the way for him as he came back to Egypt. Review those in this story who enabled God's plan to move forward – Jethro, Aaron, the leaders and the people. Who did Moses and Aaron still have to present the plan to? Emphasise that although it wasn't going to be easy, they could still rely on God to work things out. He was in control! <p>Complete the Bibletime lesson. Show it: see FBI links in Appendix A - Moses brings God's message.</p>
LEARN IT	<p>Teach and explain, where necessary, the Key Verse Exodus 4: 15. Make sure the pupils understand the context of this verse which relates to Moses and Aaron working together and God being with them.</p>
REMEMBER IT	<p>Review this story by asking the following revision questions.</p> <ul style="list-style-type: none"> • Who went back to Egypt with Moses? • Who met him on the way? • How did the people know that Moses had been sent by God? • Explain one of the miracles Moses did before the people.

B10 Story 1
Moses and the first plague

	<p>We are learning that:</p> <ul style="list-style-type: none"> • Christians try to listen to God and obey His instructions. • Disobeying rules can lead to serious consequences. <p>Key Verse: Exodus 7: 16 Bible Passage: Exodus 7: 1-24</p>
INTRODUCE IT	Discuss with the pupils the importance of obeying school rules/rules in society and the consequences of disobedience. It might be useful to review B9 Story 4 with a few questions to link to today's content.
TEACH IT	<ul style="list-style-type: none"> • Now the time had come for Moses and Aaron to ask Pharaoh to let the Israelites leave Egypt so they could worship God in the desert. Ask the pupils to predict his response. Explain his refusal and the outcome which made things worse than before. Help the pupils to see that Pharaoh was disobeying God. What would you have thought about Moses if you'd been an Israelite? (Angry with him for making Pharaoh work them harder - see Exodus 5: 1-21) Moses could not understand why God had allowed this to happen. He asked God about it. God made them a promise that He would show His mighty power and although Pharaoh initially would not obey, he would eventually do what God asked. Remind the pupils that we make promises and forget them, or can't keep them, but Christians believe that God's promises will always be kept by Him. • God said to go back to Pharaoh again and demand that he let the Israelite slaves go! (Exodus 5: 22 – 7:5) • This time, Pharaoh asked for a miracle and Aaron's stick became a snake. Pharaoh's magicians did the same, but Aaron's snake ate all the magician's snakes. What did this show about God? Still Pharaoh would not obey God (Exodus 7: 6-12). • Then God told Moses and Aaron to meet Pharaoh by the River Nile. God's command was given again. If Pharaoh did not obey, the River Nile would be turned into blood, and there would be no clean water and all the fish would die. Pharaoh refused to listen. The Bible says that he turned and went into his house. Discuss Pharaoh's attitude – what words describe it? Explain that the Bible describes him as having a hard heart (Exodus 7: 14-19). • So, all the Egyptians dug around the river for water to drink because they could not drink the water of the river. This was the first plague and it lasted for 7 days (Exodus 7: 24-25). • Moses and Aaron did exactly what God told them to do, obeying in every detail. The Bible says that God takes delight in our obedience. Pharaoh disobeyed God and refused to listen to Him which ended with trouble and God's punishment. Ask the pupils if they can think of some more of God's commands, written in the Bible. <p>Complete the Bibletime lesson.</p> <p>Show it: see FBI links in Appendix A – Moses and the first plague.</p>
LEARN IT	Teach and explain, where necessary, the Key Verse Exodus 7: 16 .
REMEMBER IT	<p>Ask the pupils the following questions as a means of revising the story.</p> <ul style="list-style-type: none"> • What was the promise God made to Moses and Aaron? • What was the first miracle which Aaron did? • What happened to the River Nile in the first plague? • What did the Egyptians not have for seven days? • Why is it important for Christians to obey God's rules?

B10 Story 2
Moses and the last plague

	<p>We are learning that:</p> <ul style="list-style-type: none"> Pharaoh and the Egyptians' refusal to obey God would have to be punished. The Bible teaches that God cannot overlook sin, but He does provide a way of forgiveness. <p>Key Verse: Exodus 12: 13 Bible Passage: Exodus 11: 1-10, 12: 1-13</p>
INTRODUCE IT	<p>Discuss how we are protected in certain situations. Choose examples which the pupils can relate to e.g. applying sun-cream protects fair-skinned people from the dangers of the sun. Carrying a passport allows us to pass from one country to another without fear of being arrested. A vaccination prevents us from getting a disease. In today's story, we will learn how God gave the Israelites a special sign to ensure that they were kept safe from His punishment.</p>
TEACH IT	<ul style="list-style-type: none"> There had been nine plagues so far, but each time Pharaoh had refused to let the people go. God was hardening Pharaoh's heart until Pharaoh realised how great God was. Pharaoh told Moses that he never wanted to see him again (Exodus 10: 27-29). But God had already explained to Moses what the final plague would be. There was going to be a terrible punishment on every family - the oldest son was going to die (Exodus 11: 4-6). But Pharaoh did not believe that God could or would carry out that terrible punishment (Exodus 11: 10). Christians believe that whatever God speaks or says in the Bible is the truth, and whatever He promises, He will make it happen. God then explains to Moses the preparations that the Israelites are to make to get ready to leave Egypt. Each family had to kill a lamb. Some of the blood was to be put on the door frame of their house which would show that the house belonged to the Israelites. Then they were to have a special meal of roast lamb, bread without yeast and bitter herbs. They were to eat the meal quickly and be dressed ready to leave very soon. God explained that when the oldest sons were killed in the Egyptian homes the Israelites would be safe if they had blood on their doors (Exodus 12: 12-13). Describe the excitement and anticipation of the fact that they were finally about to leave and how the Israelites followed the instructions exactly. Discuss the value and importance of the blood for the Israelites and how it was their only protection. How were the Israelites kept safe? Through the blood of the lamb! In the same way, the Bible explains that Jesus is the Lamb of God, not just for the Israelites, but for the whole world. His blood which was poured out when He died on the cross, saves all people from the punishment of sin, when they choose to put their trust in Him. <p>Complete the Bibletime lesson.</p> <p>Show it: see FBI links in Appendix A – Moses and the last plague.</p>
LEARN IT	<p>Teach and explain, where necessary, the Key Verse Exodus 12: 13.</p>
REMEMBER IT	<p>Ask the pupils the following questions as a means of revising the story.</p> <ul style="list-style-type: none"> What was the final punishment going to be for Pharaoh? What did the Israelites have to do to make sure they were safe? What did they have to eat and how did they have to eat it? How has Jesus made it possible for people to be saved? (Romans 5: 8)

B10 Story 3
Moses and the escape from Egypt

	<p>We are learning that:</p> <ul style="list-style-type: none"> • God rescued the Israelites just as He had promised Moses when He spoke to him at the burning bush. • This event is an example of God's great power. <p>Key Verse: Exodus 14: 30 Bible Passage: Exodus 12: 31-39, 14: 1-31</p>
INTRODUCE IT	<p>Think about some of the things it is impossible for us to do e.g. fly without an aircraft, cross a sea without a boat, find our way through a desert with no compass, etc. However, the Bible teaches that what is impossible with humans, is possible with God.</p> <p>God shows in this story one of the greatest displays of His power recorded in the Bible.</p>
TEACH IT	<ul style="list-style-type: none"> • During the night, when all the Egyptian firstborn sons died, Pharaoh sent for Moses and Aaron. How had Pharaoh reacted after all the previous plagues? Describe how this time was different - He told them to take all the people, with their flocks and to leave Egypt at once (Exodus 12: 31-32). The Egyptians also encouraged them to go because they feared that they would all die if the Israelites stayed. God moved the Egyptians to give presents of silver, gold and clothes as they left (Exodus 12: 35-36). In total, there were over six hundred thousand men as well as women and children. Do some research and compare this number to a population of somewhere familiar to the children. • Finally, Pharaoh was choosing to listen to God! He could have avoided so much suffering if he had listened straight away. Emphasise the importance of listening to/following instructions of parents and teachers. Make the point that for Christians, it's important to obey God. • The Israelites led by Moses made their way towards the Red Sea. Explore their feelings. But it wasn't the last they saw of Pharaoh! Again, God hardened Pharaoh's heart, as he still had to learn how great God is! Pharaoh suddenly realised he had lost all his builders and decided to chase them with 600 chariots (Exodus 14: 3-7). • The Israelites were trapped! Pharaoh was behind them and the Red Sea was in front of them. How do you think they felt now? Describe their panic and how they blamed Moses. But Moses told them to stand firm and they would see how God would look after them! (Exodus 14: 10-14) • God told Moses to raise his staff above the Sea. As Moses obeyed, a dry path appeared miraculously through the middle of the Red Sea so all the Israelites could go through on dry land. • Explain what happened when the Egyptians tried to follow them. Moses raised his staff again and the waters returned. The Bible says that Pharaoh's entire army were covered by the waters and not one of them survived (Exodus 14: 28). What would you have thought about God if you had been an Israelite? Describe their response to this miracle - they 'feared the Lord' (they realised the extent of God's power/who He is) and put their trust in Him and in Moses (Exodus 14: 31). • Christians believe that God is always in control and working for the good of those who love Him (Romans 8: 28). <p>Complete the Bibletime lesson.</p> <p>Show it: see FBI links in Appendix A – Moses and the escape from Egypt.</p>
LEARN IT	<p>Teach and explain, where necessary the Key Verse Exodus 14: 30.</p>
REMEMBER IT	<p>Ask the pupils the following questions as a means of revising the story.</p> <ul style="list-style-type: none"> • Why did Pharaoh decide to let the Israelites go? • What did the Egyptians give them? • Why did Pharaoh decide to chase them? • Why did the Israelites panic? • What did God tell Moses to do which would save them? • What happened to the Egyptian army? • What did the Israelites do when they saw what had happened?

B10 Story 4
Songs of thanks to God

	<p>We are learning that:</p> <ul style="list-style-type: none"> • The Israelites were thankful for all that God had done to give them freedom and safety. • Christians try to take time to look back and thank God for what He has done in their lives. <p>Key Verse: Psalm 106: 1 Bible Passage: Exodus 15: 1-22</p>
INTRODUCE IT	<p>Use clues to recall some of the amazing things which happened in Bible days, e.g. Daniel saved in the lions' den, David killing Goliath, including the crossing of the Red Sea as in last week's story. Locate events on a Bible Timeline if you have one. Explain that in each of these, the Bible characters had no alternative but to rely on God's mighty power. We will find out about what the Israelites did after God rescued them and also think about how Christians have responded to God for what He has done for them.</p>
TEACH IT	<ul style="list-style-type: none"> • The Israelites were at last free from being slaves and their enemies had all been drowned. Explain how they would have felt. They knew it was God who had saved them, and they were so thankful that they wanted to praise God for what He had done (Exodus 15: 1). They knew there was no other God who had such power (Exodus 15: 11). They sang in great detail about all He had done for them. • Explain to the pupils that Christians realise how great God is by looking at creation, appreciating God's provision for all their needs each day and also remembering God's gift of His Son to die on the cross for their sin. • The Israelites did not just sing about God, they had a closer relationship with Him, so they called Him "my God", "my Strength", "my Salvation" (Exodus 15: 2). • The Israelites did not just think about the present, they knew that they could trust Him for future battles with other enemies as they made their way towards the Promised Land (Canaan). Christians believe that God never changes, and they can trust Him not only today, but also in the future. • Miriam, Moses' and Aaron's sister, led some of the women in singing and dancing. They were so excited as they celebrated what God had done. <p>Complete the Bibletime lesson.</p> <p>Show it: see FBI links in Appendix A – Moses and Israel thank God.</p>
LEARN IT	<p>Teach and explain, where necessary, the Key Verse Psalm 106: 1. Using this verse as a basis, the pupils could be encouraged to write a prayer of thankfulness for all the good things they enjoy.</p>
REMEMBER IT	<p>Ask the pupils the following questions as a means of revising the story.</p> <ul style="list-style-type: none"> • What did the Israelites do when they saw they were free? • How did they describe God in their song? • How do you know the Israelites trusted God for the future? • Who led the women in singing in dancing? • Why do you think the Israelites changed from being frightened to singing and praising God?

LEVELS 3 & 4	B9 - LEVEL 3 Lesson 1 – Moses Topic – The baby in the basket	B9 - LEVEL 4 Study 1 – Moses Topic – The Prince
	<p>Bible Focus: Exodus 1: 6-14, 22, 2: 1-10</p> <p>Key Verse: Hebrews 11: 23</p> <p>We are learning that:</p> <ol style="list-style-type: none"> 1. The Israelites had increased so much in power and numbers in Egypt that Pharaoh thought they would pose a threat to him in a time of war. He ordered that all baby boys be destroyed. 2. God was going to use Moses to overthrow Pharaoh and free the Israelites from slavery and so He preserved Moses as a little baby from drowning in the River Nile. 	<p>Bible Focus: Exodus 1: 5-22; 2: 1-25</p> <p>Key Verse: Hebrews 11: 23</p> <p>We are learning that:</p> <ol style="list-style-type: none"> 1. The increased size and strength of the Israelites concerned Pharaoh, so he cruelly ordered that all new-born baby boys be destroyed. 2. God had a plan for Moses' life – he was going to deliver the children of Israel out of the land of Egypt.
INTRODUCE IT	<p>Review Lessons B7 & B8 and explain to the pupils that 300 years after Joseph and his brothers arrived in Egypt the Israelites had increased in numbers. A new Pharaoh was in charge, and he had made them slaves. In the meantime, God was working out His plans for them in preserving Moses' life. It was Moses who would lead them into the land of Canaan.</p>	<p>Review Studies B7 & B8. Explain to the pupils that when Joseph died, the children of Israel were like a big extended family. They became a large nation, which concerned a new Pharaoh (1: 9) so he decided to make them into slaves. However, later in the story we see how God planned to rescue the nation of Israel.</p>
COMPLETE IT	<p>Present the Bible Story</p> <p>Discuss and Explain:</p> <ol style="list-style-type: none"> 1. Pharaoh came to power and the prosperity of the Israelites (1: 7) turns to persecution (1: 8-11) but God had His eye upon them and preserved them (1: 12). 2. Pharaoh made an order that all new-born boys should be killed to try and stop the numbers increasing anymore (1: 15-20). 3. Moses is born to Amram and Jochebed and after caring for him for three months, they placed him in a little basket which was left at the side of the River Nile (2: 1-3). 4. God kept baby Moses safe and used his sister Miriam, his mother and Pharaoh's daughter to do so (2: 4-9). 5. Moses received a high standard of education as a result of being 'the son of Pharaoh's daughter' (Acts 7: 22) and was also heir to the throne of Egypt. <p>Explain the Key Verse and encourage pupils to learn it. Complete Lesson 1. Show it: see FBI links in Appendix B – The baby in the basket.</p>	<p>Present the Bible Story</p> <p>Discuss and Explain:</p> <ol style="list-style-type: none"> 1. Pharaoh was afraid the Israelites would threaten his kingdom, so he made them slaves to try to stop their growth (1: 8-11). 2. The Israelites grew stronger and stronger, so Pharaoh ordered the midwives to kill all the new-born baby boys. However, the midwives 'feared God' and saved their lives, disobeying Pharaoh (1: 15-20). 3. When Moses was born, his mother placed him in a basket made from papyrus reeds at the side of the River Nile (2: 1-3). 4. Pharaoh's daughter rescued Moses and eventually his mother became his nurse (2: 4-9). 5. Moses was brought up in the palace. When he got older he went to visit the Israelite slaves and saw how hard they were forced to work. 6. He killed an Egyptian who was beating a slave and had to flee to the land of Midian (2: 11-15). <p>Explain the Key Verse and encourage pupils to learn it. Complete Study 1. Show it: see FBI links in Appendix C – The Prince.</p>
REVIEW IT	<p>Ask pupils to summarise, in a few sentences, what they have learned about:</p> <ul style="list-style-type: none"> • The background to the birth of Moses • His preservation • His care • His education • The position he could have achieved in Egypt 	<p>Think about how the midwives and Moses' parents did not obey the law of the land. Have a group discussion as to whether or not Christians should always obey those in authority and if there are any situations when it might be difficult to do so.</p>
LIVE IT	<p>How does the lesson challenge Christians today? Discuss.</p> <ol style="list-style-type: none"> 1. This Bible story teaches that God controlled and guided Moses' life – He had a plan for him. Why should Christians take comfort from knowing this? 2. The Hebrew midwives feared God (1: 17) and let the baby boys live. God blessed them for their faithfulness. Are there occasions when Christians should stand up against rulers today? 	<p>How does the lesson challenge Christians today? Discuss.</p> <ol style="list-style-type: none"> 1. Moses' parents and the midwives stood up for what is right because they trusted in God and feared Him, even though the situation seemed hopeless. Do Christians stand up for what is right today? 2. Moses thought he had not been seen when he killed the Egyptian. Others often notice and comment on obvious wrongdoing. How careful should Christians be about their behaviour and why?

LEVELS 3 & 4	B9 - LEVEL 3 Lesson 2 – Moses Topic – His big mistake	B9 - LEVEL 4 Study 2 – Moses Topic – The shepherd
	<p>Bible Focus: Exodus 2: 11-22</p> <p>Key Verse: Numbers 32: 23</p> <p>We are learning that:</p> <ol style="list-style-type: none"> 1. Moses wants to start helping his people. 2. Christians believe that God sees everything. 3. Christians have said sorry to God and have been forgiven by Him (1 John 1: 9). 	<p>Bible Focus: Exodus 3: 1-16; 4: 1-17</p> <p>Key Verse: Acts 7: 35</p> <p>We are learning that:</p> <ol style="list-style-type: none"> 1. God appears to Moses and tells him to go back to rescue His people. 2. God promises to be with Moses in what He has called him to do.
INTRODUCE IT	<p>Remind pupils that at the end of Lesson 1, Moses had become 'the son of Pharaoh's daughter' and had grown up in the palace. In this lesson, he is now forty years of age (Acts 7: 23) and very concerned about how the children of Israel were being treated in Egypt. His killing of the Egyptian (Exodus 2: 14) was done out of compassion, but he was wrong to commit the sin of murder. Later we will learn that God was going to use Moses to deliver His people, but he would have to wait another forty years before he was ready to do God's work!</p>	<p>Explain to pupils that Mount Horeb in Exodus 3: 1 is Mount Sinai and is a very important place in the life of Moses. In Exodus 3: 12, God tells Moses 'You will worship God on this mountain.' It was on this mountain that God spoke to Moses and gave him 'The Ten Commandments' (19: 1-20).</p>
COMPLETE IT	<p>Present the Bible Story</p> <p>Discuss and Explain:</p> <ol style="list-style-type: none"> 1. Moses was very sympathetic towards the Israelites, but God was not pleased with his rash killing of the Egyptian. 2. Moses thought that he could rescue the Israelites in his own strength, but he was soon to realise that he needed God. 3. When his sin became known, Moses fled to the land of Midian (2: 15). 4. At a well in Midian he met his future wife Zipporah (2: 21) and they had two sons. One son was called Gershom meaning 'a stranger.' This name expressed Moses' feelings of loneliness when he was in the land of Midian. He also had another son called Eliezer meaning 'God is my help'. Moses was thankful to God for saving him from Pharaoh who wanted to kill him because he had killed the Egyptian. <p>Explain the Key Verse and encourage pupils to learn it. Complete Lesson 2. Show it: see FBI links in Appendix B – His big mistake.</p>	<p>Present the Bible Story</p> <p>Discuss and Explain:</p> <ol style="list-style-type: none"> 1. Moses ran away from Egypt and went to live in the land of Midian. 2. God spoke to Moses from a burning bush and Moses removed his shoes in reverence. When God told him that He wanted him to go to Pharaoh to bring the Israelites out of Egypt, Moses declared his inadequacy for the job (3: 10-11). 3. The Egyptians had many gods by many different names. Moses was told by God to tell the Israelites 'I AM has sent me to you' (3: 14). 4. God turned Moses' staff into a snake to show Moses His power. In turn Moses would show the people this same power so that they would know who God really is. 5. God finally agreed to let Aaron speak for Moses and Moses would tell Aaron what to say as God told him (Exodus 4: 16). 6. As Moses leaves for Egypt to approach Pharaoh about releasing the Israelites, this may have been the greatest challenge of his life. <p>Explain the Key Verse and encourage pupils to learn it. Complete Study 2. Show it: see FBI links in Appendix C – The shepherd.</p>
REVIEW IT	<p>Review this lesson by reading Acts 7: 23-29 as a summary of events.</p>	<p>Draw a poster of Moses with some speech bubbles, showing how he would have felt about God sending him back to Egypt to free the people of Israel.</p>
LIVE IT	<p>How does the lesson challenge Christians today? Discuss.</p> <ol style="list-style-type: none"> 1. How important is it to ask God for guidance before acting on impulse? 2. If God sees everything, how should this influence a Christian's behaviour? 	<p>How does the lesson challenge Christians today? Discuss.</p> <ol style="list-style-type: none"> 1. The Bible teaches that the God who appeared to Moses is the same God today. What should this mean to Christians? 2. Should a Christian worry about tasks they are called by God to fulfil? Why not?

LEVELS 3 & 4	B9 - LEVEL 3 Lesson 3 – Moses Topic – The burning bush	B9 - LEVEL 4 Study 3 – Moses Topic – The leader
	<p>Bible Focus: Exodus 2: 23-25; 3: 1-10</p> <p>Key Verse: Exodus 15: 11</p> <p>We are learning that:</p> <ol style="list-style-type: none"> God knew the Israelites were being treated as slaves by the new king of Egypt. He planned to rescue them and bring them back to the land of Canaan. God called Moses to lead the Israelites out of Egypt into Canaan. 	<p>Bible Focus: Exodus 7: 1-25</p> <p>Key Verse: Proverbs 29: 1</p> <p>We are learning that:</p> <ol style="list-style-type: none"> Christians believe that God's power is greater than that of any human being or organisation – He is 'all-powerful' – He is omnipotent. Some people only call on God when they're in trouble and forget about Him when things are going well.
INTRODUCE IT	<p>Discuss with the pupils the current situation; Moses has left Egypt and is settled in his new life in Midian. He has no intention of returning to Egypt, especially as Pharaoh wants to kill him. The Israelites are still suffering greatly in Egypt and crying out to God for help. God begins to answer them, through Moses.</p>	<p>Consider with the pupils how Moses must have been feeling at this point, not knowing what he would face in Egypt. When we are nervous about something, sometimes we need to be reassured about what is happening, or why it is happening, and who is there to help us. God did this for Moses in Exodus 7: 1-5.</p>
COMPLETE IT	<p>Present the Bible Story</p> <p>Discuss and Explain:</p> <ol style="list-style-type: none"> God knew how the Israelites were feeling (2: 23-25). God hears their cries and reveals Himself to Moses at Mount Sinai, in the form of a burning bush. God tells Moses of His care for the Israelites (verse 7), how He is going to deliver them from Pharaoh (verse 8) and that He is going to use Moses to lead them out of Egypt (verse 10). Remind pupils that the first reference in the Bible to the word 'holy' occurs in Exodus 3: 5 and by removing his sandals Moses acknowledged the place on which he stood was 'holy'. Christians believe God deserves reverence and respect. Moses learnt about God's holiness and power during His meeting at the burning bush. <p>Explain the Key Verse and encourage pupils to learn it. Complete Lesson 3. Show it: see FBI links in Appendix B – The burning bush.</p>	<p>Present the Bible Story</p> <p>Discuss and Explain:</p> <ol style="list-style-type: none"> God made Moses into a powerful person ('I have made you as god to Pharaoh' Exodus 7: 1) – someone who deserved to be listened to, but Pharaoh refused to give in to him. Moses and Aaron did as God commanded them and when Aaron threw down his rod before Pharaoh, it became a serpent. When Pharaoh's magicians threw down their rods they also became serpents, but Aaron's rod swallowed up their rods, showing God's power at work (7: 8-12). Moses & Aaron stretched the rod over the River Nile and it was turned to blood. The fish died, the water could not be used for drinking, farming, bathing or fishing (7: 20-21). Pharaoh resisted Moses' demands to let the people go. Read chapters 8-10, to see more plagues that God sent to make Pharaoh listen. But his heart was hardened and so he still refused. His stubbornness to acknowledge God's authority would mean terrible consequences to come. <p>Explain the Key Verse and encourage pupils to learn it. Complete Study 3. Show it: see FBI links in Appendix C – The leader.</p>
REVIEW IT	<p>Review the lesson by referring pupils to Acts 7: 30-35. Show them how Stephen spoke about the life of Moses and also mentioned the incident of the burning bush in his speech before the Sanhedrin.</p>	<p>Look up the Key Verse and ask pupils to discuss how it relates to the actions of Pharaoh in this study.</p>
LIVE IT	<p>How does the lesson challenge Christians today? Discuss.</p> <ol style="list-style-type: none"> God showed His care for the Israelites when He heard their cries. How can this encourage Christians today? In what ways can Christians today show reverence and respect to God? 	<p>How does the lesson challenge Christians today? Discuss.</p> <ol style="list-style-type: none"> The turning of the river into blood was a miraculous event. Does God perform miracles today? Look at Psalms 105: 23-29 and consider how these verses teach that God is in control of everything. What are the implications of this for today?

LEVELS 3 & 4	B9 - LEVEL 3 Lesson 4 – Moses Topic – Bringing God's message	B9 - LEVEL 4 Study 4 – Moses Topic – The deliverer
	<p>Bible Focus: Exodus 5: 1-9; 22-23; 6: 1-9</p> <p>Key Verse: Hebrews 10: 31</p> <p>We are learning that:</p> <ol style="list-style-type: none"> 1. Moses and Aaron approach Pharaoh to ask him to let the Israelites go but Pharaoh refuses. 2. God assures Moses that Pharaoh will let the Israelites go because He will compel him to do so. 	<p>Bible Focus: Exodus 11: 1-10; 12: 1-13 & 21-42</p> <p>Key Verses: John 1: 29; 1 Corinthians 5: 7</p> <p>We are learning that:</p> <ol style="list-style-type: none"> 1. God showed His judgment to the Egyptians for their disobedience but showed His mercy to the Israelites for their obedience. 2. The Passover Lamb pointed towards the death and resurrection of Jesus who took the punishment for our sins when He died on the cross.
INTRODUCE IT	<p>Explain to the pupils that although God had commanded Moses to go back to Egypt, Moses was scared about what lay ahead. God promised to be with him but Moses had no idea how Pharaoh would react to seeing him again. So, God told Moses to bring his brother Aaron to help him.</p>	<p>The powerful nation of Egypt could not keep God from fulfilling His promises to Abraham and the Israelite people. This last plague resulted in the end of slavery in Egypt and in the leading of the Israelites through the Red Sea into the wilderness. The Israelites had to obey the words of Moses and then they would be safe from God's judgment.</p>
COMPLETE IT	<p>Present the Bible Story</p> <p>Discuss and Explain:</p> <ol style="list-style-type: none"> 1. Pharaoh defiantly refuses to obey God's request brought to him by Moses and Aaron (5: 4). 2. Pharaoh increased the workload of the Israelites by making them also gather straw to make the bricks (5: 6-7). 3. Moses talked to God about the matter and He assured him that He would free the Israelites from Egypt (5: 22-23, and 6: 1). 4. In Exodus 6: 6-8, God said 'I will' 7 times and in Exodus 6: 2 He said, 'I am the Lord'. He wanted Moses and Aaron to believe in His power and His promises. God also made sure that Pharaoh would see His power when he sent the 10 plagues on the land of Egypt. 5. Moses passes this on to the people of Israel but they are too discouraged and too broken by their slavery and persecution to believe it (6: 9). <p>Explain the Key Verse and encourage pupils to learn it. Complete Lesson 4. Show it: see FBI links in Appendix B – Bringing God's message.</p>	<p>Present the Bible Story</p> <p>Discuss and Explain:</p> <ol style="list-style-type: none"> 1. Moses and Aaron had warned Pharaoh what God would do if he continued to ignore God's miraculous power, as seen in the nine plagues that had already taken place (see Psalm 105: 26-36). The final warning is given (11: 4-6). 2. The Passover instructions are given; the Israelites are told to sprinkle the blood of a perfect lamb on the two sides and the top of the door-frames of their homes. 3. Explain the significance of the lamb; how it was a sacrifice, a substitute for the firstborn in the household dying. The animal had to die so that the firstborn wouldn't die (12: 1-7). 4. At midnight, every firstborn child of the Egyptians died but the Israelite children were spared because the blood of the lamb was sprinkled on the door-frames (12: 29-30). 5. Pharaoh finally agreed to let the people of Israel go. Now the Exodus of the Israelites from Egypt begins after 430 years in Egypt. God's promise to Abraham in Genesis 15: 13-14 was fulfilled! <p>Explain the Key Verses and how they relate to this Study. Encourage pupils to learn them. Complete Study 4. Show it: see FBI links in Appendix C – The Deliverer.</p>
REVIEW IT	<p>Consider what God has already told Moses – His plans would succeed. Yet Moses doubts God when Pharaoh says no straight away. As the Israelites look to Moses and Aaron and blame them, Moses in turn, looks to God and blames Him for what is happening. God patiently explains His purpose and His promise to them again, "I am the Lord".</p>	<p>Encourage the pupils to think about what the Passover represents: the sacrifice of innocent blood in the Israelites' place. Consider also how it is a symbol of an even greater sacrifice to come – Jesus' death on the cross.</p>
LIVE IT	<p>How does the lesson challenge Christians today? Discuss.</p> <ol style="list-style-type: none"> 1. Is God's power the same today? 2. How serious is it to ignore God's instructions? 3. During difficult times, why is it important for Christians to continue to trust God? 	<p>How does the lesson challenge Christians today? Discuss.</p> <ol style="list-style-type: none"> 1. How important is it for Christians to trust in God's promises even when it seems illogical/they don't know the reason? 2. When Christians are tempted to doubt God's goodness, how does this study remind them of His love for them?

LEVELS 3 & 4	B10 - LEVEL 3 Lesson 1 – Moses Topic – The Passover Lamb	B10 - LEVEL 4 Study 1 – Moses Topic – Through the Red Sea
	<p>Bible Focus: Exodus 12: 1-14, 29-36 & 50-51</p> <p>Key Verse: Exodus 12: 13</p> <p>We are learning that:</p> <ol style="list-style-type: none"> 1. The Egyptians' disobedience towards God resulted in judgment. The Israelites obeyed God's instructions and were shown His compassion. 2. Christians believe that Jesus' death was the final sacrifice for sins; through this they have been forgiven. 	<p>Bible Focus: Exodus 13: 17-22, 14: 1-31</p> <p>Key Verse: Exodus 14: 13-14</p> <p>We are learning that:</p> <ol style="list-style-type: none"> 1. The Israelites doubted God's protection and help. 2. God proved His power and love for His people by rescuing them from the Egyptians once again.
INTRODUCE IT	<p>Talk about holidays – time off school/work. Discuss the reasons why taking time out to rest/reflect/spend time with people is important. Ask the pupils if they have ever heard of the holiday celebrated in the Jewish faith - the Passover. In today's story, we will learn about the Passover.</p>	<p>Ask the pupils to imagine that they are going on a long journey to somewhere that they have never been before. They would need something (a map/Sat Nav) or someone to show them the way. This is what the Israelites needed for their long journey to the Promised Land. The Bible tells us that God guided them along their journey in a very special way.</p>
COMPLETE IT	<p>Present the Bible Story</p> <p>Discuss and Explain:</p> <ol style="list-style-type: none"> 1. Review with the pupils the previous plagues and explain that this final one was the worst and most devastating. God was going to show that He was more powerful than Pharaoh. 2. God gave very specific instructions to Moses and Aaron about what to do (verses 1-14). 3. The Israelites had to kill a lamb with no defects and place its blood on the doorposts to be spared from death. 4. Explain the significance of the lamb; how it was a sacrifice, a substitute in the place of the firstborn in the household dying. 5. Explain that Passover is a Jewish holiday in honour of the night that God "passed over" the homes of those who had sacrificed an animal. The firstborn of each household that did not have the blood on the door were killed. 6. Explain that in the Old Testament, we read that God accepted offerings of animals as a means of forgiveness for the sinner. The Bible teaches that when Jesus came, animal sacrifices were no longer necessary as His death was a perfect sacrifice before God. 7. Pharaoh finally agreed to let the Israelites go - God had kept His promise to them! (12: 31-32) <p>Explain the Key Verse and encourage pupils to learn it.</p> <p>Complete Lesson 1.</p> <p>Show it: see FBI links in Appendix B – The Passover Lamb.</p>	<p>Present the Bible Story</p> <p>Discuss and Explain:</p> <ol style="list-style-type: none"> 1. God led the Israelites away from Egypt. He led them by a pillar of cloud during the day and a pillar of fire at night-time. Then they knew He was with them guiding and helping them (13: 21-22). The Bible teaches that God still guides Christians today as they read the Bible, pray and trust in the power of the Holy Spirit. 2. Think about the relief the Israelites must have been feeling to be free from Egypt. Yet think about how this relief would have turned to fear when they heard that Pharaoh's army was chasing after them to bring them back! (14: 10) 3. The Israelites started to panic and blame God. But Moses reminded them to stay calm. God would fight for them. Moses was learning to trust God (14: 13). 4. God told the people to keep moving before miraculously providing an escape for them through the Red Sea. Then God caused the Egyptian army to drown. The Israelites were rescued and they had witnessed first-hand God's power and love for them (14: 21-22). 5. The Israelites were in awe of God and trusted in Him and in Moses that day (14: 31). <p>Explain the Key Verse and encourage pupils to learn it.</p> <p>Complete Study 1.</p> <p>Show it: see FBI links in Appendix C – Through the Red Sea.</p>
REVIEW IT	<p>After years of slavery, crying out to God, many plagues and Pharaoh's refusal to listen to God, the people of Israel were finally free! Discuss as a group how they might have been feeling as they left Egypt.</p>	<p>Ask pupils to read 2 Corinthians 12: 9 and summarise how this verse is relevant to the situation the Israelites found themselves in.</p>
LIVE IT	<p>How does the lesson challenge Christians today? Discuss.</p> <ol style="list-style-type: none"> 1. What does Jesus' sacrifice for sins show us about the character of God? 2. What does this lesson teach about perseverance in the Christian life? 	<p>How does the lesson challenge Christians today? Discuss.</p> <ol style="list-style-type: none"> 1. When things don't go our way or how we expect them to go, how do we react? 2. Consider from this study that God is the God of the impossible. (See Isaiah 43: 2-3) How comforting is this for Christians?

LEVELS 3 & 4	B10 - LEVEL 3 Lesson 2 – Moses Topic – The Red Sea	B10 - LEVEL 4 Study 2 – Moses Topic – Up Mount Sinai
	<p>Bible Focus: Exodus 13: 20-22, 14: 5-14, 19-31</p> <p>Key Verse: Exodus 14: 14</p> <p>We are learning that:</p> <ol style="list-style-type: none"> 1. God saved His chosen people from Egypt. 2. The Israelites began to doubt God and His care for them. 3. God proved He was with them, guiding and protecting them. 	<p>Bible Focus: Exodus 19: 1-13, 16-25, 20: 1-21</p> <p>Key Verses: Exodus 19: 5 & 20: 20</p> <p>We are learning that:</p> <ol style="list-style-type: none"> 1. This lesson shows God's holiness and power. 2. Christians today can approach God easily, which the Israelites could not do. 3. God gave the Israelites instructions as to how to live.
INTRODUCE IT	Consider how the Israelites would have been feeling, after having spent 430 years in Egypt in slavery and now to be free. Ask pupils what they think the Israelites would have been thinking at this point.	Think about everyday situations when we have rules and guidelines e.g. a manual on how to use equipment, a recipe to cook something. These guidelines are usually there to help us. The Ten Commandments that Moses received from God for the people of Israel were given for their benefit to guide them in their lives.
COMPLETE IT	<p>Present the Bible Story</p> <p>Discuss and Explain:</p> <ol style="list-style-type: none"> 1. At last the Israelites were free and on their way to the Promised Land away from Egypt! Think about how excited they would have been to be free from slavery! 2. God guided the Israelites by a pillar of cloud in the day and a pillar of fire at night (13: 21-22). This showed them that He was always with them and was guiding them. The Bible teaches that God still guides Christians today as they read the Bible, pray and trust in the power of the Holy Spirit. 3. When Pharaoh's army started chasing the Israelites, the Israelites panicked and complained that God wasn't looking after them. They didn't trust Him (14: 10). They had completely forgotten how God had already helped them and had brought them so far. Does our attitude change when things go wrong in our lives? 4. Moses remained calm and positive in the situation, reminding the people that God would fight for them (14: 14). 5. God demonstrated His power in parting the Red Sea so that the Israelites could pass through safely, and then destroying the Egyptian army in the sea once the Israelites had reached the other side (14: 21-22, 26-28). 6. The Israelites "feared the Lord and put their trust in Him" and trusted Moses too as their leader (14: 31). <p>Explain the Key Verse and encourage pupils to learn it.</p> <p>Complete Lesson 2.</p> <p>Show it: see FBI links in Appendix B – The Red Sea.</p>	<p>Present the Bible Story</p> <p>Discuss and Explain:</p> <ol style="list-style-type: none"> 1. It has been two months since God brought the Israelites out of Egypt. He now prepares them for what is to come. 2. God tells Moses to explain to the people that He has chosen them; they will be His treasured possession (19: 5-6). He tells them to consecrate themselves - be set apart from sin and daily routine, becoming physically and spiritually ready to meet God. 3. The Israelites could not even touch the mountain because it was holy. God's power and holiness were so strong that the people could not come near Him (19: 10-13). Consider how Christians today can now approach this holy, powerful God with freedom because of all that Jesus has done. 4. God allows only Moses to approach Him and gives Him the Ten Commandments (20: 1-17). These laws outline the people of Israel's responsibilities to God and also to each other. They were given to point them to a life of practical holiness, to discover the nature of God and show them how to live. 5. The people were afraid, so Moses acted as the mediator between them and God. Consider how Jesus becomes the sole mediator between God and mankind (1 Timothy 2: 5). 6. Moses tells them not to be afraid but that the fear of God will be with them. Their fear was terror. Moses wanted to replace this with trust and obedience to God (20: 20). <p>Explain the Key Verses and encourage pupils to learn them.</p> <p>Complete Study 2.</p> <p>Show it: see FBI links in Appendix C – Up Mount Sinai.</p>
REVIEW IT	Create a comic strip of this story: God guiding the Israelites, the Israelites realising the Egyptians are chasing them and then how God saves them.	Review the lesson by asking the pupils to list the Ten Commandments and discuss each one. How can the Commandments be lived out practically?
LIVE IT	<p>How does the lesson challenge Christians today? Discuss.</p> <p>When bad things happen in our lives, how do we react? Who do we blame? Do we question the existence/authority/methods of God?</p>	<p>How does the lesson challenge Christians today? Discuss.</p> <p>The Israelites were afraid and unfit to enter God's presence. They needed rules for holy living. How does this compare with peoples' attitudes towards God today?</p>

LEVELS 3 & 4	B10 - LEVEL 3 Lesson 3 – Moses Topic – The difficult journey	B10 - LEVEL 4 Study 3 – Moses Topic – Out of the fire
	<p>Bible Focus: Exodus 17: 1-16</p> <p>Key Verse: 1 Peter 5: 7</p> <p>We are learning that:</p> <ol style="list-style-type: none"> 1. The Israelites continue to doubt God. 2. God never fails them. He provides and fights for them. 	<p>Bible Focus: Exodus 32: 1-35</p> <p>Key Verses: Exodus 32: 26 & 33</p> <p>We are learning that:</p> <ol style="list-style-type: none"> 1. The people of Israel soon forgot God's Commandments. 2. God showed mercy to those who followed Him and punished those who did not follow Him.
INTRODUCE IT	<p>Look back at how far the Israelites have come and how God has provided for them: the plagues in Egypt, the parting of the Red Sea. Ask pupils to think about how the Israelites should have felt towards God at this point.</p>	<p>Ask pupils to think about a time when they knew they were doing something wrong. Discuss reasons why we often say yes and follow the crowd in these situations. In this story, we learn that doing wrong leads to serious consequences.</p>
COMPLETE IT	<p>Present the Bible Story</p> <p>Discuss and Explain:</p> <ol style="list-style-type: none"> 1. The Israelites were moving on again, following God's commands. But there is nowhere for them to drink on their journey. So they begin to complain again (17: 2-3). They complain to Moses instead of praying to God and trusting Him. 2. God acts graciously, despite their complaining, and supplies them with water from a rock – He doesn't fail them but performs a miracle! (17: 5-6) 3. Their problems are not over as the Amalekites attack them (17: 8). This group were known as evil, dangerous people who killed for pleasure. Imagine how the Israelites must have been feeling after having left Egypt and all its problems to now face being killed by Amalekites! 4. But God helps them. Moses stands at the top of a hill and holds the staff of God above his head. When it was above his head, they were winning, but when it was below his head, they were losing! Soon Moses' hands were tired so Aaron and Hur helped him keep his hands above his head (17: 11-13). 5. The Israelites won the battle that day – God was clearly with them helping them defeat this enemy. This also showed that God would lead the people of Israel through Moses. <p>Explain the Key Verse and encourage pupils to learn it. Complete Lesson 3. Show it: see FBI links in Appendix B – The difficult journey.</p>	<p>Present the Bible Story</p> <p>Discuss and Explain:</p> <ol style="list-style-type: none"> 1. The people of Israel got impatient waiting for Moses to come back down from Mount Sinai. They took matters into their own hands and made their own god. They replaced God's leadership with a false idol that they could control. Think about how this was breaking the first two Commandments (32: 1-4). 2. When God saw what was happening, He was ready to destroy the whole nation because of their disobedience (32: 10) but Moses pleaded with God not to do this. God shows mercy here (32: 11-14). Explain the definition of mercy - being spared from the punishment that is deserved. 3. Moses went back down the mountain and was so angry with the people that he broke the stone Ten Commandments in front of them, to show them that they had broken God's laws (32: 19). Yet God was even angrier with the people. 4. Moses was disappointed in Aaron for leading the people of Israel astray. He should have known that what the people of Israel were doing was wrong but instead he listened to their complaints and helped them build the golden calf to worship (32: 21-22). 5. Moses asked the Israelites "Who is on the Lord's side?" Whoever did not respond and follow God, was killed that day (32: 26-29). God demanded their full loyalty. <p>Explain the Key Verses and encourage pupils to learn them. Complete Study 3. Show it: see FBI links in Appendix C – Out of the fire.</p>
REVIEW IT	<p>Learn the Key Verse and discuss with the pupils how God proved His care for the Israelites. Illustrate by drawing a timeline of events with the verse as the heading.</p>	<p>Look up 1 John 5: 21 and think about the kind of "idols" people substitute God for today. Use this verse and these "idols" to make a wall poster.</p>
LIVE IT	<p>How does the lesson challenge Christians today? Discuss.</p> <ol style="list-style-type: none"> 1. When we find ourselves in difficult situations, who do we turn to for help? 2. Think about how Aaron and Hur helped Moses to keep his hands above his head – they encouraged and supported him. How can we help others today? 	<p>How does the lesson challenge Christians today? Discuss.</p> <ol style="list-style-type: none"> 1. When we make mistakes how can we show we are sorry? 2. Aaron did not stand up for what he knew was right. Can we think of times in our lives when we do this and just follow the crowd? What can a Christian do to try and prevent this from happening?

LEVELS 3 & 4	B10 - LEVEL 3 Lesson 4 – Moses Topic – The bronze snake	B10 - LEVEL 4 Study 4 – Moses Topic – In the desert
	<p>Bible Focus: Numbers 21: 4-9, John 3: 1-2 & 14-16</p> <p>Key Verse: John 3: 14</p> <p>We are learning that:</p> <ol style="list-style-type: none"> 1. The Israelites complained to God again. 2. God had to punish them because their complaining and unbelief were wrong – but He made a way for them to be spared. 3. The snake being lifted up on the pole as a means of being saved from death, mirrors Jesus' death on the cross. 	<p>Bible Focus: Numbers 21: 1-9</p> <p>Key Verses: John 3: 14 & 15</p> <p>We are learning that:</p> <ol style="list-style-type: none"> 1. The Israelites forgot very quickly how God had cared and provided for them so far. 2. God had to show the people of Israel how they were sinning and not trusting Him. 3. God provided a way of escape out of their punishment.
INTRODUCE IT	Ask the pupils to think about a time when they were impatient waiting on something or waiting on a promise from someone. Explain that God had already promised the Israelites the Promised Land but they were getting impatient about arriving there.	Think about travelling on a long journey. Quite often, people can get impatient and fed up with the journey, especially children. Sometimes, they just want to get there now! This is how the Israelites felt about reaching the Promised Land that God had told them about.
COMPLETE IT	<p>Present the Bible Story</p> <p>Discuss and Explain:</p> <ol style="list-style-type: none"> 1. The Israelites have been in the desert now for almost 40 years and were getting frustrated. They begin to complain again to God – “Why have you taken us out of Egypt to die here?!” (Numbers 21: 4) 2. God gets angry with their lack of trust in Him. He sends poisonous snakes among them and many die. But Moses prays to God on behalf of the people for forgiveness (21: 7). 3. God tells Moses to make a bronze snake on a pole and anyone who looks at this snake is healed. The bronze snake made it possible for the Israelites to be cured. By looking at it, the Israelites were recognising that this judgment was from God and that only God could deliver them from it (21: 9). 4. The Israelites did not know this yet but the snake on the pole had a bigger meaning. In John 3, Jesus explains that just as the Israelites were healed by looking at the snake, so too, people can be healed from sin by looking to Jesus' death on the cross. It wasn't the snake that healed the Israelites, but their faith in God. <p>Explain the Key Verse and encourage pupils to learn it. Complete Lesson 4. Show it: see FBI links in Appendix B – The bronze snake.</p>	<p>Present the Bible Story</p> <p>Discuss and Explain:</p> <ol style="list-style-type: none"> 1. The Israelites had been wandering in the desert for almost 40 years and were getting impatient. God had promised them this Promised Land but it was nowhere to be seen yet. They complained to God about their situation, instead of remembering how far He had brought them (Numbers 21: 4-6). 2. Before this, they had been in many situations of danger but God had provided for them and was there for them, despite their lack of faith and constant complaining. 3. God had heard enough complaining. He sent poisonous snakes, which bit the people and many died (21: 6). 4. The people soon realised their sin and asked Moses to pray to God to take away the snakes (21: 7). 5. God instructed the bronze snake to be put up on a pole and those who looked at it would live. By looking at this snake, they acknowledged that God had sent this judgment and only He could take it away and save them (21: 9). 6. The people of Israel did not realise it, but this was a symbol of Jesus on the cross. Those who looked to the snake were freed from their pain and did not die. In the same way, the Bible teaches that those who look to Jesus on the cross and trust in Him will not die but will have eternal life. (See the Key Verses) <p>Explain the Key Verses and encourage pupils to learn them. Complete Study 4. Show it: see FBI links in Appendix C – In the desert.</p>
REVIEW IT	Ask the pupils to look at the verse, John 3: 16 and to consider the meaning of eternal life. Many people do not like the idea of eternal life because they don't like their earthly lives. However, the eternal life that Jesus offers has no sickness, death, evil or sin! How should this change a Christian's outlook?	In small groups, look up and study Psalm 78: 10-38 and list all of the amazing miracles that God performed for His people and their attitude to these.
LIVE IT	<p>How does the lesson challenge Christians today? Discuss.</p> <p>The Israelites complained to God because they were not trusting Him, they didn't obey His law and they forgot all that He had already done for them. What things do people complain about today? Are they a result of poor attitude/actions?</p>	<p>How does the lesson challenge Christians today? Discuss.</p> <p>The people of Israel complained to God about their current situation, even though He had never failed them. They questioned His timing. Does being reminded of someone's faithfulness/loyalty cause us to trust them more? How can a Christian learn to trust God more?</p>

Appendix A - Level 0 & 1 Free Bible Images

	Title	Story Images
B9	Moses	The birth of Moses
		https://www.freebibleimages.org/illustrations/sb-baby-moses/
		Moses' big mistake
		https://www.freebibleimages.org/illustrations/sb-baby-moses/
		Moses sees a burning bush
		https://www.freebibleimages.org/illustrations/sb-burning-bush/
		Moses brings God's message
		https://www.freebibleimages.org/illustrations/sb-burning-bush/
B10	Moses	Moses and the first plague
		https://www.freebibleimages.org/illustrations/sb-moses-plagues/
		https://www.freebibleimages.org/illustrations/fl-moses-plagues/
		Moses and the last plague
		https://www.freebibleimages.org/illustrations/fl-moses-plagues/
		https://www.freebibleimages.org/illustrations/sb-passover/
		Moses and the escape from Egypt
		https://www.freebibleimages.org/illustrations/sb-passover/
		https://www.freebibleimages.org/illustrations/sb-red-sea/
		Moses thanks God
		https://www.freebibleimages.org/illustrations/sb-red-sea/

Appendix A - Level 2 Free Bible Images

	Title	Story Images
B9	Moses	Moses' birth
		https://www.freebibleimages.org/illustrations/yo-moses1/
		Moses' big mistake
		https://www.freebibleimages.org/illustrations/moses-prince/
		Moses sees a burning bush
		https://www.freebibleimages.org/illustrations/sb-burning-bush/
		https://www.freebibleimages.org/illustrations/yo-moses2/
		Moses brings God's message
		https://www.freebibleimages.org/illustrations/sb-burning-bush/
		https://www.freebibleimages.org/illustrations/yo-moses2/
B10	Moses	Moses and the first plague
		https://www.freebibleimages.org/illustrations/sb-moses-plagues/
		https://www.freebibleimages.org/illustrations/moses-plagues-1/
		Moses and the last plague
		https://www.freebibleimages.org/illustrations/moses-plagues-2/
		Moses and the escape from Egypt
		https://www.freebibleimages.org/illustrations/yo-moses2/
		https://www.freebibleimages.org/illustrations/moses-red-sea/
		Moses and Israel thank God
		https://www.freebibleimages.org/illustrations/moses-food-water/
		https://www.freebibleimages.org/illustrations/yo-moses3/

Appendix B - Level 3 Free Bible Images

	Title	Story Images
B9	Moses	The baby in the basket
		https://www.freebibleimages.org/illustrations/yo-moses1/
		His big mistake
		https://www.freebibleimages.org/illustrations/yo-moses1/
		The burning bush
		https://www.freebibleimages.org/illustrations/yo-moses2/
		Bringing God's message
		https://www.freebibleimages.org/illustrations/yo-moses2/
B10	Moses	The Passover Lamb
		https://www.freebibleimages.org/illustrations/yo-moses2/
		The Red Sea
		https://www.freebibleimages.org/illustrations/yo-moses3/
		The difficult journey
		https://www.freebibleimages.org/illustrations/moses-food-water/
		https://www.freebibleimages.org/illustrations/moses-amalekites/
		The bronze snake
		https://www.freebibleimages.org/illustrations/moses-serpent/
		https://www.freebibleimages.org/illustrations/gnpi-017-nicodemus/

Appendix C - Level 4 Free Bible Images

	Title	Story Images
B9	Moses	The prince
		https://www.freebibleimages.org/illustrations/baby-moses/
		https://www.freebibleimages.org/illustrations/moses-prince/
		The shepherd
		https://www.freebibleimages.org/illustrations/moses-burning-bush/
		The leader
		https://www.freebibleimages.org/illustrations/moses-pharaoh/
		https://www.freebibleimages.org/illustrations/moses-plagues-1/
		The deliverer
		https://www.freebibleimages.org/illustrations/moses-plagues-2/
B10	Moses	Through the Red Sea
		https://www.freebibleimages.org/illustrations/moses-red-sea/
		Up Mount Sinai
		https://www.freebibleimages.org/illustrations/moses-sinai/
		Out of the fire
		https://www.freebibleimages.org/illustrations/moses-golden-calf/
		In the desert
		https://www.freebibleimages.org/illustrations/moses-serpent/
		https://www.freebibleimages.org/illustrations/gnpi-017-nicodemus/



© Bible Educational Services 2023

www.besweb.com