


# Teacher Lesson Plans

Bibletime Levels 0-4

B Series

B1 & B2



**bes**  
bible educational services  
[www.besweb.com](http://www.besweb.com)

# **Bible Educational Services**

Registered Charity UK (CIO 1186004)

## **BES Mission:**

Producing Bible lessons for intermediaries to present the truth of Jesus Christ to the next generation worldwide.

## **BES Vision:**

To reach the next generation with our full curriculum in their own language by developing and supporting a global network of committed partners.

## **GENERAL INFORMATION**

### **What Bible Educational Services does:**

Bible Educational Services (BES) publish Bibletime, Bibletime Going Deeper (previously NewLife) and Gleaners Bible lessons in English and support Postal Bible Schools and similar organisations using BES lessons in the UK and overseas. We do this by visiting, networking, advising and training. BES is also currently working in partnership with groups in other countries who are involved in translation, design, publishing and distribution of lessons. Lessons must be provided free of charge to all students.

Bibletime lessons were first used in Southern Ireland over 50 years ago. Bible Educational Services maintain editorial responsibility for Bibletime Lessons in English and in all foreign languages. Bibletime lessons have been normally published in an A4 format which enables students in some areas, every four weeks, to send the lessons back to a Bible School Centre for marking. More recently, thanks to Every Home Crusade (Revival Movement) in Belfast, lessons for six months have been published in an A5 format, which has made usage in Churches and Schools much easier, especially where there is no effective postal system.

The BES lessons are unique in that they are prepared with home or group (Church / School) study in mind. They follow a planned syllabus which allows students to continue studying for up to 20 years. Five levels of lessons are available for specific age groups, Pre-school, 5-7's, 8-10's, 11-13's, 14-16's. There is a three-year syllabus for each age group. The age groups may vary according to different levels of ability. The Bibletime Resources allow children the opportunity to study the Bible and reflect on its relevance in the lives of people today.

Printed copies of the lessons are available in English from the BES website [www.besweb.com](http://www.besweb.com) or from the BES Office in Enniskillen. They are also available on the website in other languages. BES has documents which may be helpful to you if you are considering partnering with us, which are also available on the website

## **BES Contact Addresses**

### **BES Office (stockist of all English lessons):**

37 Belmore Street, Enniskillen, Northern Ireland, BT74 6AA

Phone: 02866 322462

Email: [info@besweb.com](mailto:info@besweb.com)

website: [www.besweb.com](http://www.besweb.com)

## LESSON PLANS FOR TEACHERS

Teacher Lesson Plans are produced to equip Teachers using Bibletime lessons with suggestions and ideas for classroom study. In this booklet they are designed for use with Levels 0-4.

Each lesson plan follows the same Bible reference as the Bibletime lesson and are designed to be used on a weekly basis. The April lessons are specific to the Easter story and the December lessons are based on the birth of Jesus at Christmas.

Normally the classroom Teacher will work through the monthly A4 lesson each week with the class. They are free to allow time for independent study if this is appropriate. At the end of the month the Teacher will collect the lesson and do the necessary marking, returning the marked lessons as soon as possible to the pupils.

## PREPARATION FOR TEACHERS

Teachers should feel free to use their own ideas and initiatives when using the Bibletime lessons, adapting them as appropriate to their particular pupils. These are suggestions which may help in the use of this Resource:

- **Be familiar with the story** - Teachers should be as familiar as possible with the Bible Story and also with the Bibletime lesson that accompanies it. Ideally, the Bibletime lesson should be completed by the Teacher before the lesson. The Lesson Plans for each lesson should also be carefully considered as a planning aid for the lessons.
- **Understand the lessons to be learned** - At the top of each lesson plan you will notice the words 'We are learning that', followed by some learning intentions. The children will hopefully have grasped these points after listening to the Teacher's presentation and completing the Bibletime lesson.
- **Introduce it** - With all lessons, we start where the children are with their own experience of the situation. We have suggested various ways that might be used to introduce the story to enable the children to be interactive in discussing the starting point of the story.
- **Teach It** - We have given the Key Points in the story. Teachers should not have to refer to these when actually teaching the story, but they are a useful guide. Aim to teach it in an interesting and inspiring way! Help the children to understand the main points by grasping their attention - use the appropriate tone and ask questions to test their learning.
- **Show it** - We appreciate that in some situations, visuals will be very difficult to obtain but wherever possible it is important to focus on pictures or objects to help in the understanding of the story. In most lessons we have given the information about pictures from [www.freebibleimages.org](http://www.freebibleimages.org) (FBI) which are downloadable from their website. These direct links to the story / study are available in Appendix A, B or C at the back of the booklet.
- **Learn It** - There is a Key Verse attached to each story. Hearing and learning these verses should enable pupils to increase their knowledge of Biblical vocabulary.
- **Complete It** - In a school situation you will be aware of the abilities of children to complete worksheets and the amount of Teacher support required. For some, it will be a requirement that the Teacher reads over the text of the lesson as the children follow what is now a familiar narrative. Other children may be able to read the text independently. Whatever the approach, try to make the lesson enjoyable, and remember to praise the pupils' efforts.
- **Review it** - We have suggested possible quizzes, games, art and drama to assist learning, and as a means of revising the story.
- **Live it** - This section carries the heading 'How does the lesson challenge Christians today?' and also some suggestions of possible group work and individual responses to the challenge of the lesson.



NAME:

## B.E.S.


This cloud character is based on **Exodus 13: 21-22** and is a symbol of God's presence. He is a source of wisdom throughout the Bibletime stories, as he guides and teaches the character 'Q' about God. He's a gentle, friendly character who encourages us all to study God's Word, the Bible, in a deep and meaningful way.



NAME:

## Q


Q is an inquisitive and deep thinking character. He has lots of questions and is brave enough to ask them. He looks to his friends B.E.S. and Beam as wise and encouraging mentors, to help him find answers. In so doing, he helps us all to discover an even greater friend, Jesus.



NAME:

## PAUSE

Pause is a happy, cheerful character. He does not speak but his presence indicates a time to pause, so that we can reflect on what has been discovered up to that point. Pause also reminds us to attempt the activity or questions after careful thought.



NAME:

## BEAM

This lightbulb character is linked to Psalm 119: 105. He is 'shining his light' for Jesus. Alongside B.E.S., he helps Q and us to understand the Bible as God's instruction manual. He shows us how to live in relationship with God, fellowship with others and as witnesses to the truth of the Gospel.

## Bibletime Syllabus

	LEVEL 0 (Pre-School) LEVEL 1 (Ages 5-7) LEVEL 2 (Ages 8-10)	LEVEL 3 (Ages 11-13)	LEVEL 4 (Ages 14+)
STARTER	Introduction – BES & Friends	Introduction – BES & Friends	Introduction – BES & Friends
SERIES A	<ol style="list-style-type: none"> <li>1. Creation</li> <li>2. Noah</li> <li>3. Peter</li> <li>4. Peter - The Cross</li> <li>5. Abraham</li> <li>6. Abraham &amp; his Family</li> <li>7. Peter</li> <li>8. Peter</li> <li>9. Jacob</li> <li>10. Early Christians</li> <li>11. Paul</li> <li>12. The Christmas Story</li> </ol>	<ol style="list-style-type: none"> <li>1. Creation</li> <li>2. Noah</li> <li>3. Peter</li> <li>4. Peter - The Cross</li> <li>5. Peter</li> <li>6. Abraham</li> <li>7. Jacob</li> <li>8. Prayer</li> <li>9. Paul</li> <li>10. Paul</li> <li>11. Paul</li> <li>12. The Christmas Story</li> </ol>	<ol style="list-style-type: none"> <li>1. Creation &amp; Fall</li> <li>2. Early developments - Genesis</li> <li>3. Peter</li> <li>4. Peter - The Cross</li> <li>5. Peter</li> <li>6. Abraham</li> <li>7. Jacob</li> <li>8. The Christian Life</li> <li>9. Paul</li> <li>10. Paul</li> <li>11. Paul</li> <li>12. The Christmas Story</li> </ol>
SERIES B	<ol style="list-style-type: none"> <li>1. Early Life of Christ</li> <li>2. Miracles</li> <li>3. Bethany</li> <li>4. The Cross</li> <li>5. Parables</li> <li>6. Joseph</li> <li>7. Joseph</li> <li>8. People Jesus met</li> <li>9. Moses</li> <li>10. Moses</li> <li>11. Moses</li> <li>12. The Christmas Story</li> </ol>	<ol style="list-style-type: none"> <li>1. Parables</li> <li>2. Miracles</li> <li>3. Bethany</li> <li>4. The Cross</li> <li>5. Early Christians</li> <li>6. Joseph</li> <li>7. Joseph</li> <li>8. Gospel Writers</li> <li>9. Moses</li> <li>10. Moses</li> <li>11. Moses</li> <li>12. The Christmas Story</li> </ol>	<ol style="list-style-type: none"> <li>1. Parables</li> <li>2. Miracles</li> <li>3. Bethany</li> <li>4. The Cross</li> <li>5. Early Christians</li> <li>6. Jacob &amp; his family</li> <li>7. Joseph</li> <li>8. Acts 2: 42 - The way ahead</li> <li>9. Moses</li> <li>10. Moses</li> <li>11. The Law</li> <li>12. The Christmas Story</li> </ol>
SERIES C	<ol style="list-style-type: none"> <li>1. Daniel</li> <li>2. More Miracles</li> <li>3. People Jesus met</li> <li>4. Death of Christ</li> <li>5. Ruth &amp; Samuel</li> <li>6. David</li> <li>7. David</li> <li>8. Joshua</li> <li>9. Elijah</li> <li>10. Elisha</li> <li>11. Jonah</li> <li>12. The Christmas Story</li> </ol>	<ol style="list-style-type: none"> <li>1. Daniel</li> <li>2. People Jesus met</li> <li>3. More Miracles</li> <li>4. Death of Christ</li> <li>5. Ruth</li> <li>6. Samuel</li> <li>7. David</li> <li>8. Joshua</li> <li>9. Elijah</li> <li>10. Elisha</li> <li>11. Men used by God - OT</li> <li>12. The Christmas Story</li> </ol>	<ol style="list-style-type: none"> <li>1. Daniel</li> <li>2. The sayings of Jesus</li> <li>3. The Lord's Power</li> <li>4. Death of Christ</li> <li>5. Ruth</li> <li>6. Samuel</li> <li>7. David</li> <li>8. Joshua</li> <li>9. Elijah</li> <li>10. Elisha</li> <li>11. More OT Characters</li> <li>12. The Christmas Story</li> </ol>

**B1 Story 1****Giving thanks in the Temple / Mary and Joseph in the Temple**

	<p><b>We are learning that:</b></p> <ul style="list-style-type: none"> <li>It is important to say “Thank You” when we receive a present.</li> <li>Christians thank God for sending Jesus into the world to be their Saviour.</li> </ul> <p><b>Key Verse:</b> Luke 2: 30  <b>Bible Passage:</b> Luke 2: 22-38</p>
<b>INTRODUCE IT</b>	<p>Talk about receiving presents; possibly have one or two small presents wrapped up to give away, so that saying “Thank You” can be acted out. Ask pupils to name something they have been given which made them really happy. Emphasise the importance of saying “Thank You” for any present, no matter how big or small. What effect does it have on the other person? In today’s story, we meet Mary and Joseph, who go to the Temple to thank God for the present He gave - Jesus.</p>
<b>TEACH IT</b>	<ul style="list-style-type: none"> <li>Today was a special day for Mary and Joseph. They had brought the baby Jesus to the Temple in Jerusalem to say “Thank You” to God (<b>Luke 2: 22-24</b>).</li> <li>While they were there, an old man called Simeon came over. The Bible tells us that He knew about God’s plan to send a Saviour – in fact he had been given a promise by the Holy Spirit that he wouldn’t die until he had seen Jesus for himself. The Holy Spirit had guided Simeon to meet Mary and Joseph on this day. Simeon believed that Jesus was a special baby, a precious gift, the Messiah. Explore Simeon’s feelings as he took the baby in his arms and thanked God (<b>Luke 2: 25-35</b>).</li> <li>An old lady called Anna also found Mary and Joseph with the baby Jesus. She too gave thanks to God for Him. Afterwards she spoke about Jesus to everyone she met (<b>Luke 2: 36-38</b>). Like Anna, Christians want to share the Good News about Jesus with others.</li> <li>How many people said “Thank You” in the Temple? We know of four (recall their names) but there were probably more!</li> <li>Christians believe that it is important to be thankful to God for Jesus. During Simeon’s life, he was always looking <u>forward</u> to the day when Jesus would be born. Christians can look <u>back</u> and be thankful for Jesus’ birth and the fact that He became their Saviour by dying on the cross for their sins.</li> </ul> <p><b>Complete the Bibletime lesson.</b>  <b>Show it: see FBI links in Appendix A - Giving thanks in the Temple / Mary and Joseph in the Temple</b></p>
<b>LEARN IT</b>	<p>Teach and explain, where necessary, the Key Verse <b>Luke 2: 30</b>.  Explain that these words are part of Simeon’s “Thank You” prayer.  The Christian Church believes that when people put their trust in Jesus, they receive the gift of salvation and become Christians.</p>
<b>REMEMBER IT</b>	<p>Ask the pupils the following questions as a means of revising the story.</p> <ul style="list-style-type: none"> <li>Where was the Temple?</li> <li>Why were Mary and Joseph there with Jesus?</li> <li>Who was the old man who came over to them?</li> <li>What promise had Simeon been given?</li> <li>Who was the old lady who gave thanks for Jesus?</li> <li>What did Anna do after she had seen the baby Jesus for herself?</li> <li>What can we learn from Simeon and Anna’s example?</li> <li>In which book of the Bible do we read about Simeon and Anna?</li> </ul>

**B1 Story 2**  
**Growing up in Nazareth**

	<p><b>We are learning that:</b></p> <ul style="list-style-type: none"> <li>As a boy, Jesus wanted to spend time doing His Father's work.</li> <li>As Jesus grew up, he was obedient to Mary and Joseph.</li> </ul> <p><b>Key Verse: Luke 2: 40</b>  <b>Bible Passage: Luke 2: 39-52</b></p>
<b>INTRODUCE IT</b>	<p>Talk about being lost or separated from your parents. How / where did it happen? Focus the discussion on how the parents would have felt.</p> <p><u>Or</u>          If relevant, talk about the experience of travelling away from home and all the excitement involved. Explain that in today's story Mary and Joseph had taken Jesus to a special event away from home.</p>
<b>TEACH IT</b>	<ul style="list-style-type: none"> <li>Jesus had been in Jerusalem with His parents to celebrate the Feast of the Passover. This festival marked the Israelites escape from slavery in Egypt. Give children an idea of the distance involved (70 miles from Jerusalem to Nazareth) by comparing with a local distance and explain how they travelled on foot. Discuss how exciting this would have been for Jesus who was 12 years old – the crowds, His friends, the buildings and the opportunity to be in the Temple where the teachers talked about His Father, God (<b>Luke 2: 42</b>).</li> <li>After the first day of the journey home, Mary and Joseph realised that Jesus was missing! Explore their feelings and imagine how they would have searched for Him in the crowd and then made the decision to go back to Jerusalem (<b>Luke 2: 43-45</b>).</li> <li>After three days, they found Jesus in the Temple sitting among the teachers. Describe their relief. As He listened and asked questions, the teachers were amazed at how much He knew about God. Mary and Joseph were amazed too! Relate the conversation between Mary and Jesus and explain that even now as a boy, Jesus had been doing His Father's work in His house (the Temple). Mary and Joseph found it hard to understand fully what Jesus was saying (<b>Luke 2: 46-50</b>).</li> <li>After this, Jesus went back to Nazareth with Mary and Joseph. He was obedient to them in every way, pleasing them as well as God, His Father. The Bible tells us that we should be obedient to our parents (<b>Ephesians 6: 1</b>). By doing as we are told, in line with God's Word, we are following Jesus' example.</li> </ul> <p><b>Complete the Bibletime lesson.</b>  <b>Show it: see FBI links in Appendix A - Growing up in Nazareth</b></p>
<b>LEARN IT</b>	<p>Teach and explain, where necessary, the Key Verse <b>Luke 2: 40</b>. Explain that it mentions the different ways in which Jesus grew. Christians can grow in these ways too – most of all into people who love and serve God.</p>
<b>REMEMBER IT</b>	<p>Use these True / False statements for a quiz.</p> <ul style="list-style-type: none"> <li>The Feast of the Passover was in Jerusalem.</li> <li>Jesus was 10 years old in this story.</li> <li>Mary and Joseph found Jesus after a day.</li> <li>Jesus was at a relative's house.</li> <li>Mary told Jesus that they were worried.</li> <li>Jesus had been doing His Father's work.</li> <li>God is the Father of Jesus.</li> <li>Jesus went back to Nazareth and obeyed Mary and Joseph.</li> </ul>

**B1 Story 3****Getting ready for Jesus / Baptised in the River Jordan**

	<p><b>We are learning that:</b></p> <ul style="list-style-type: none"> <li>• The Bible tells us that Jesus' life was sinless and always pleasing to His Father.</li> <li>• Jesus was baptised by John the Baptist in the River Jordan.</li> </ul> <p><b>Key Verse:</b> Luke 3: 22  <b>Bible Passage:</b> Luke 3: 1-22</p>
<b>INTRODUCE IT</b>	<p>Talk about people who gather a crowd – e.g. a royal visitor, a president, a prime minister, someone selling goods in a market, a street entertainer. Everyone wants to see what is happening or hear what's being said. It was no different when John started to preach beside the River Jordan. A crowd gathered to hear what this strange looking man, who had been living in the desert, had to say (<b>Matthew 3: 4</b>).</p>
<b>TEACH IT</b>	<ul style="list-style-type: none"> <li>• John was a prophet. This means that he had an important message from God. He told the people that they were sinners, they should be sorry for the wrong things they had done and stop doing them. They were then baptised by being dipped in the River Jordan. This showed that they really wanted to change their ways (<b>Luke 3: 2,3,7</b>).</li> <li>• If pupils have seen a Christian baptism, connect this with their experience. Explain that, for Christians, being baptised symbolises a desire to live a changed life, which is pleasing to God.</li> <li>• The people were still unsure about who John was. Could he be the One God had promised to send? John explained that another more powerful One was coming later (<b>Luke 3: 15,16</b>). Who could that be?</li> <li>• Then one day Jesus turned up with the rest of the people and He was baptised too. What did Jesus not need to do before He was baptised? Christians believe that Jesus was different from everyone else (and us) in that He had no sin and had no need to ask God for forgiveness. But Jesus wanted to show that He was human and to set an example for Christians today to follow. After His baptism, something amazing happened. God spoke from Heaven, saying that He was very pleased with His Son and the Holy Spirit came down like a dove upon Him (<b>Luke 3: 21, 22</b>). Why would God have been very pleased with Jesus?</li> <li>• Christians cannot please God in the same way Jesus did, as they continue to have sin in their lives. The Bible says that they should, however, try their best to be like Jesus.</li> </ul> <p><b>Complete the Bibletime lesson.</b>  <b>Show it: see FBI links in Appendix A - Getting ready for Jesus / Baptised in the River Jordan</b></p>
<b>LEARN IT</b>	<p>Teach and explain, where necessary, the Key Verse <b>Luke 3: 22</b>. Ask simple questions to check that the pupils understand its context.</p>
<b>REMEMBER IT</b>	<p>Ask the pupils the following questions as a means of revising the story.</p> <ul style="list-style-type: none"> <li>• Where was John preaching?</li> <li>• Where did John get his message from?</li> <li>• John told people to "repent." What does this mean?</li> <li>• What did John do to people after they repented?</li> <li>• How did John describe the person who would come after him?</li> <li>• What did Jesus want John to do?</li> <li>• How was Jesus' baptism different from any of the others?</li> <li>• In what ways can Christians be more like Jesus?</li> </ul>



**B1 Story 4**  
**Tempted in the desert - Levels 1-2**  
**Level 0 - see Story 3**

	<p><b>We are learning that:</b></p> <ul style="list-style-type: none"> <li>• Jesus was tempted by the devil in the desert.</li> <li>• Jesus used words from the Bible to stop the devil's attack.</li> </ul> <p><b>Key Verse: Luke 4: 8</b>  <b>Bible Passage: Luke 4: 1-13</b></p>
<b>INTRODUCE IT</b>	<p>What does it mean to be tempted? Ask the pupils for examples of temptations relevant to them e.g. wanting to take something that doesn't belong to them, lying, arguing with parents, etc. Talk about good ways to avoid these types of temptations. Today we are going to learn what Jesus did when He was tempted.</p>
<b>TEACH IT</b>	<ul style="list-style-type: none"> <li>• After Jesus' baptism, the Holy Spirit led Him into the desert. Discuss what it would be like to be in a desert for 40 days – hot, dry, lonely ...Use a calendar to help the pupils appreciate how long 40 days is; count how many meals would be missed! <b>(Luke 4: 1).</b></li> <li>• Jesus had eaten nothing, so He was very hungry! More than anything, He would have wanted food. Quote the suggestion which the devil made to Jesus. What an easy way this would have been to get bread! But Jesus replied by using a verse from God's Word which says that the devil's temptation was wrong <b>(Luke 4: 3-4).</b></li> <li>• The devil came to Jesus again and took Him up a high mountain where He could see all the kingdoms of the world. He said that if Jesus would worship Him, all these would be His. Jesus answered, "It is written: 'Worship the Lord your God and serve Him only.' For the second time, Jesus used words from the Bible to show the devil how wrong his idea was <b>(Luke 4: 5-8).</b></li> <li>• Finally, the devil took Jesus up to the highest point of the Temple in Jerusalem. He told Him that if He was the Son of God He could throw Himself down and not be hurt. He was tempting Jesus to show off His power. But Jesus replied again by using words from the Bible. At that point the devil left Jesus alone <b>(Luke 4: 9-13).</b> Why do you think the devil left? Had he been successful? How had Jesus overcome the temptations?</li> <li>• Finish the story by pointing out that Jesus never sinned. Christians believe that He is stronger than the devil. He used God's Word to show the devil that He was obeying His Father, God. In the same way, Christians can use the Bible to help them to say "NO" to wrong things. If they know God's Word as Jesus did, they can use it to give them strength to do what is right.</li> </ul> <p><b>Complete the Bibletime lesson.</b>  <b>Show it: see FBI links in Appendix A - Tempted in the desert / Jesus meets John.</b></p>
<b>LEARN IT</b>	<p>Teach and explain, where necessary, the Key Verse <b>Luke 4: 8</b>.  Check that the pupils remember the context of this verse. Who said it? To whom was it said? Why did Jesus use these particular words?</p>
<b>REMEMBER IT</b>	<p>At this point it would be useful to recap with the pupils what they have learned about Jesus in B1. The teacher could write these ideas on display cards for the classroom or pupils could illustrate on posters. Pupils could also use Lego or Play-Doh to recreate the temptation scenes.</p>

**B2 Story 1**  
**Jesus changes water into wine**

	<p><b>We are learning that:</b></p> <ul style="list-style-type: none"> <li>For Christians, Jesus' first miracle proved He was no ordinary human being; He was God's Son.</li> <li>Christians love Jesus and so want to obey Him in the same way that the servants did.</li> </ul> <p><b>Key Verse: John 2: 5</b>  <b>Bible Passage: John 2: 1-11</b></p>
<b>INTRODUCE IT</b>	<p>Talk about what happens at a wedding in your culture. Let the pupils share their experiences. Have a few photos if possible or a clip of a wedding DVD. What if something at the wedding didn't go to plan? Suggest one or two examples.</p> <p>In today's story, Jesus, His disciples, and His mother Mary were guests at a wedding at a place called Cana (<b>John 2: 1-2</b>). Let's find out what happened.</p>
<b>TEACH IT</b>	<ul style="list-style-type: none"> <li>Describe the scene – the happy bride and groom, the guests, talking and laughing, lovely food and drink, everyone enjoying the wedding. But then Mary realised that something was wrong – there was no wine left! How would the bride and groom have felt? Mary knew what to do. Straight away, she told Jesus. Why do you think she did this? Then she turned to the servants and said, "Do whatever He tells you." Mary knew that Jesus would be able to help. She had complete trust in Him (<b>John 2: 3-4</b>).</li> <li>Explain that in the room there were six big stone pots (nearly a metre tall) which would have been used to hold water for cooking or for people to wash in. Jesus told the servants to fill these up to the top with water and then to pour some out and take it to the man in charge of the wedding. Reflect on the fact that this may have seemed a strange thing to do ... Surely this was water? But they obeyed and to their amazement, it was no longer water. It was wine! In fact, they all agreed that it was the BEST wine, better than what they had before (<b>John 2: 6-10</b>).</li> <li>Explain that this was a miracle. Christians believe that no one else could have done what Jesus did. He did it because He is God's Son.</li> <li>It was very important that the servants obeyed Jesus. Ask the pupils to think about what would have happened if they hadn't obeyed. For Christians, obeying God is the most important thing they can do.</li> </ul> <p><b>Complete the Bibletime lesson.</b>  <b>Show it: see FBI links in Appendix A - Jesus changes water into wine.</b></p>
<b>LEARN IT</b>	<p>Teach and explain, where necessary, the Key Verse <b>John 2: 5</b>. Give the context of the story. Check that the pupils know who the "He" is.</p>
<b>REMEMBER IT</b>	<p>Ask the pupils the following questions as a means of revising the story.</p> <ul style="list-style-type: none"> <li>Where was the wedding?</li> <li>Name some of the guests at the wedding.</li> <li>Who told the servants to listen to Jesus?</li> <li>What did Jesus tell the servants to do?</li> <li>How many water pots were there?</li> <li>What happened when the servants poured out what was in the pot?</li> <li>What did everyone agree?</li> <li>Why could Jesus do this miracle?</li> <li>What can we learn from the servants?</li> </ul>

**B2 Story 2**  
**Jesus heals a sick boy**

	<p><b>We are learning that:</b></p> <ul style="list-style-type: none"> <li>The royal official believed in Jesus' power and so obeyed His instructions immediately.</li> <li>Christians today believe that even in hopeless situations, God has the power to make everything well, if that is His plan.</li> </ul> <p><b>Key Verse: John 4: 50</b>  <b>Bible Passage: John 4: 46-54</b></p>
<b>INTRODUCE IT</b>	Review last week's story. What happened at the wedding? Where did it happen? Jesus was back in Cana and news of his first miracle had no doubt spread all around.
<b>TEACH IT</b>	<ul style="list-style-type: none"> <li>In the nearby town of Capernaum, an important man (royal official) got to hear that Jesus was in Cana. If only Jesus could help him! His son was very sick. The royal official thought that if Jesus came to his home, He could make his son better (<b>John 4: 47</b>). For Level 2 pupils you could display a map of the two towns.</li> <li>The royal official travelled 20 miles to find Jesus. Imagine how he was feeling – tired, anxious, desperate. He begged Jesus to come back with him. When he told Him about his son, Jesus simply told him to go back home and his son would live. Jesus wasn't going to come with him! Reflect on how he could have reacted and then explain that he took Jesus at His word. He had such trust in Jesus that he knew that Jesus didn't need to come 20 miles to heal his boy (<b>John 4: 47-50</b>). Explain that Christians today try to trust Jesus in the same way. They believe that He promises in His Word, the Bible, that He will always be with them in their times of trouble.</li> <li>While the royal official was still on his journey home, his servants met him with good news. Ask the pupils to predict what it was. Yes! His son had got better ... and when he asked what time it had happened he discovered it was the exact time that Jesus had told him his son would live. How happy the whole family was! All of them were sure that Jesus really was who He claimed to be – the Son of God (<b>John 4: 51-53</b>).</li> <li>Christians today believe that Jesus is God's Son and that He cares about every detail of their lives. This is why they can trust Him fully.</li> </ul> <p><b>Complete the Bibletime lesson.</b>  <b>Show it: see FBI links in Appendix A - Jesus heals a sick boy.</b></p>
<b>LEARN IT</b>	Teach and explain, where necessary, the Key Verse <b>John 4: 50</b> . Reinforce what it means to take someone "at his word".
<b>REMEMBER IT</b>	<p>Ask the pupils the following questions as a means of revising the story.</p> <ul style="list-style-type: none"> <li>What was the royal official's problem?</li> <li>Where did he find Jesus?</li> <li>How far did he have to travel?</li> <li>What did Jesus tell him to do?</li> <li>Who met him on his way back home?</li> <li>What news did they bring?</li> <li>When did the son get better?</li> <li>Fill in the missing word – "The royal official _ _ _ _ _ Jesus completely".</li> </ul>

**B2 Story 3****Jesus and Bartimaeus / Jesus and the blind man**

	<p><b>We are learning that:</b></p> <ul style="list-style-type: none"> <li>• Bartimaeus recognised who Jesus was and the power He had.</li> <li>• Christians today believe that Jesus has changed their lives in an amazing way, just like He did for Bartimaeus.</li> </ul> <p><b>Key Verse: Mark 10: 52</b>  <b>Bible Passage: Mark 10: 46-52</b></p>
<b>INTRODUCE IT</b>	<p>Talk about the wonderful gift of sight - being able to see colours, enjoy places, recognise people, read books, play games, watch TV, etc. Sensitively discuss what it would be like to be blind in the society in which you live. Explain that at the time of Jesus, life would have been very difficult for a blind person.</p>
<b>TEACH IT</b>	<ul style="list-style-type: none"> <li>• Bartimaeus was a blind man who lived in Jericho. For him, every day was the same - begging at the side of the road, in order to survive. But today was different. Describe the noise, the crowd and Bartimaeus finding out that Jesus was coming. Suddenly Bartimaeus was very excited! He had heard about the things Jesus did. What do you think he wanted Jesus to do for him? Bartimaeus started to shout out at the top of his voice, asking Jesus to help him. Some people were angry with him and told him to be quiet, but he shouted even louder! <b>(Mark 10: 46-48)</b> Explain that Bartimaeus was doing the right thing because his perseverance and faith led to his healing. For Christians, just as Bartimaeus needed to meet Jesus, so people today need an encounter with Him too.</li> <li>• At that point, Jesus stopped and told someone to call Bartimaeus over to Him. Describe how he responded. How would Bartimaeus be feeling now? Jesus asked him what he wanted, and he replied that he wanted to be able to see. Jesus told him he could go and that his faith had healed him. At that moment, Bartimaeus could see! Ask the pupils to suggest what he would have seen around him. Describe his feelings and his response in following Jesus along the road <b>(Mark 10: 49-52)</b>.</li> <li>• Bartimaeus would never forget the day he met Jesus. Jesus had done a miracle for him and his life was transformed! Christians believe that when they trust in Jesus they too find true happiness as Bartimaeus did.</li> </ul> <p><b>Complete the Bibletime lesson.</b>  <b>Show it: see FBI links in Appendix A - Jesus and Bartimaeus / Jesus and the blind man.</b></p>
<b>LEARN IT</b>	<p>Teach and explain, where necessary, the Key Verse <b>Mark 10: 52</b>. Explain that Bartimaeus' "faith" was his trust in Jesus. He knew that Jesus had the power to give him back his sight.</p>
<b>REMEMBER IT</b>	<p>Use the True / False statements for a quiz.</p> <ul style="list-style-type: none"> <li>• Bartimaeus was in Cana.</li> <li>• He was blind.</li> <li>• He could not speak.</li> <li>• There were lots of people to see Jesus.</li> <li>• Bartimaeus was quiet when people told him to be.</li> <li>• Jesus pretended not to hear him.</li> <li>• Bartimaeus got up and came to Jesus.</li> <li>• The crowd kept him from coming to Jesus.</li> <li>• Bartimaeus went on begging after he met Jesus.</li> <li>• Jesus performed a miracle for Bartimaeus.</li> </ul>

**B2 Story 4**  
**Jesus heals ten sick men / men with leprosy**

	<p><b>We are learning that:</b></p> <ul style="list-style-type: none"> <li>• The men with leprosy obeyed Jesus and were healed.</li> <li>• Christians believe it's important to thank God for the things He gives them.</li> </ul> <p><b>Key Verse: Psalm 107: 21</b>  <b>Bible Passage: Luke 17: 11-19</b></p>
<b>INTRODUCE IT</b>	<p>Talk about being thankful. Ask the pupils to think of things which they can be thankful for each day (e.g. food, water, homes, health, family, school) and write them down as a list. Explain that Christians like to thank God through prayer, for all of the good things they enjoy.</p>
<b>TEACH IT</b>	<ul style="list-style-type: none"> <li>• Today's story is about ten men who had a difficult life. Explain how leprosy affected them – white patches on skin, numbness in feet/hands, muscle weakness, eye problems, ulcers on feet, curling of fingers, separation from family/friends.</li> <li>• One day, however, something exciting happened. Jesus was in the area where they lived. Although they weren't allowed near anyone, they could see Him in the distance, and they knew Jesus could help. Together they called out to Him as loudly as they could, "Jesus, Master have mercy on us!" <b>(Luke 17: 11-13)</b></li> <li>• Jesus heard them and called back, "Go and show yourselves to the priests." Explain that in the Law it said that anyone who had been healed of leprosy had to present himself to the priests. The men realised that Jesus must be going to make them better so at once they obeyed him and set off. As they were on their way suddenly their leprosy disappeared! Jesus had healed them. How would they have felt? <b>(Luke 17: 14)</b></li> <li>• The ten men were all amazed to see the wonderful change that had taken place but only one of them thought of saying "thank you". As he praised God for what had happened, he quickly turned back and found Jesus and fell down at His feet. Explain that this man was different because he was a Samaritan and didn't even come from the same country as Jesus or the others. Jesus was especially pleased that this man was so thankful and praised him for showing faith when he obeyed. How do you think Jesus felt about the other nine? <b>(Luke 17: 15-19)</b> Who do you think was the happiest person that day?</li> <li>• Recap with the pupils the reasons why it is important to be thankful for things we receive. Make the point that Christians are particularly thankful for God sending Jesus as their Saviour.</li> </ul> <p><b>Complete the Bibletime lesson.</b>  <b>Show it: see FBI links in Appendix A - Jesus heals ten sick men / men with leprosy.</b></p>
<b>LEARN IT</b>	<p>Teach and explain, where necessary, the Key Verse <b>Psalm 107: 21</b>. Explain any words which may be unfamiliar – e.g. unfailing, deeds.</p>
<b>REMEMBER IT</b>	<p>Instead of a quiz, the pupils could make a collage with each child contributing a simple picture of something to be thankful for.  A smaller group of younger children could make 10 simple figures to represent the 10 lepers using Lego, Play-Doh or craft sticks.</p>



LEVELS 3 & 4	B1 – LEVEL 3 Lesson 1 – Parables Topic – Who is my neighbour?	B1 – LEVEL 4 Study 1 – Parables Topic – The two debtors
	<p><b>Bible Focus:</b> Luke 10: 25-37</p> <p><b>Key Verse:</b> Luke 10: 27</p> <p><b>We are learning that:</b></p> <ol style="list-style-type: none"> <li>Our neighbours are those who need our help regardless of their race or religion.</li> <li>Christians love God and wish to demonstrate their love by helping their neighbours in their spiritual, physical or material needs.</li> </ol>	<p><b>Bible Focus:</b> Luke 7: 36-50</p> <p><b>Key Verse:</b> Romans 5: 1</p> <p><b>We are learning that:</b></p> <ol style="list-style-type: none"> <li>The woman knew that the things she had done wrong could be forgiven by Jesus.</li> <li>Simon the Pharisee thought he was a better person than the woman, even though he had done wrong things too.</li> </ol>
INTRODUCE IT	<p>Talk about who are our neighbours. Discuss with pupils that being a good neighbour has more to do with being kind and friendly to those in need, than it has to do with 'nearness'.</p>	<p>Set the background to this parable by pointing out that it contains:</p> <ul style="list-style-type: none"> <li>Three actual persons – Jesus, the sinful woman, and Simon the Pharisee;</li> <li>Three imaginary people – the moneylender, the man who owed 500 pence and the man who owed 50 pence;</li> <li>Three questions – <b>verses 42, 44 &amp; 49.</b></li> </ul>
COMPLETE IT	<p><b>Present the Bible Story</b></p> <p><b>Discuss and Explain:</b> Explain the application of this parable:</p> <ol style="list-style-type: none"> <li> <ol style="list-style-type: none"> <li>The man who was attacked by the robbers (<b>verse 30</b>) was stripped, wounded and left half dead.</li> <li>A Samaritan shows compassion (<b>verse 33</b>), bandages up his wounds and ensures he is looked after until he returns again (<b>verses 33-35</b>).</li> </ol> </li> <li> <ol style="list-style-type: none"> <li>Christians believe that it's important to show love to others, in the same way that God has shown love to them. Race, creed or social background are irrelevant – the only thing that matters is that the person's need is being met.</li> <li>Remind the pupils that in the story, the Samaritan stopped to care for the Jewish man. At this time, there was deep hatred between Jews and Samaritans. This is what makes the Samaritan's compassion all the more commendable, and his example worthy of imitating.</li> </ol> </li> </ol> <p><b>Explain the Key Verse and encourage pupils to learn it.</b> <b>Complete Lesson 1.</b> <b>Show it: see FBI links in Appendix B – Who is my neighbour?</b></p>	<p><b>Present the Bible Story</b> <b>Discuss and Explain:</b></p> <ol style="list-style-type: none"> <li>Simon's self-righteousness; the woman's tears of repentance, joy, love and gratitude; and Jesus who could read Simon's thoughts when he thought Jesus should have ignored this sinful woman (<b>verses 36-39</b>).</li> <li>For Christians, this parable is intended to illustrate that Jesus is their 'moneylender'. They are all in debt to God but when Jesus died on the cross, He paid the debt for them. Jesus knew that Simon saw himself as the 50 pence debtor and the woman as the 500 pence debtor. Jesus wanted Simon to learn that there are no differences with sin. Both the 50 pence debtor and the 500 pence debtor were unable to pay their debt, but the moneylender forgave them both (<b>verses 40-43</b>).</li> <li>When asked which debtor would love the generous moneylender most, Simon had to admit it was the person who was forgiven most (<b>verse 42</b>). Jesus drew Simon's attention to 'this woman' and pointed out her love for Him compared to Simon's lack of respect for Him (<b>verse 44</b>). Jesus also points out that He can forgive sins, but it was the woman's faith, not what she did, that saved her (<b>verses 48-50</b>).</li> </ol> <p><b>Explain the Key Verse and encourage pupils to learn it.</b> <b>Complete Study 1.</b> <b>Show it: see FBI links in Appendix C – The two debtors.</b></p>
REVIEW IT	<p>Recap the lesson by asking a few revision questions:</p> <ol style="list-style-type: none"> <li>Where was the man travelling to?</li> <li>What did the robbers do?</li> <li>Which religious men didn't stop to help?</li> <li>What did the Samaritan do?</li> </ol>	<p>Read <b>Acts 13: 38-39</b> and discuss how it summarises what Jesus was teaching in this lesson.</p> <p>Read <b>Ephesians 4: 32</b> and discuss how those who have been forgiven should behave towards others, and how it must feel to be forgiven by God for all sins (or debts).</p>
LIVE IT	<p><b>How does the lesson challenge Christians today? Discuss.</b></p> <ol style="list-style-type: none"> <li>How can Christians show that they love God?</li> <li>Think of ways in which Christians can be neighbourly in relation to spiritual, physical or material needs.</li> </ol>	<p><b>How does the lesson challenge Christians today? Discuss.</b></p> <ol style="list-style-type: none"> <li>Simon treated Jesus with indifference and there is no evidence he ever said sorry and experienced forgiveness and peace (<b>verse 50</b>).</li> <li>The woman gave her best in terms of her time, talents and possessions. How should Christians serve God today?</li> </ol>

LEVELS 3 & 4	B1 – LEVEL 3 Lesson 2 – Parables Topic – The rich farmer	B1 – LEVEL 4 Study 2 – Parables Topic – Who is my neighbour?
	<p><b>Bible Focus: Luke 12: 13-21</b></p> <p><b>Key Verse: Luke 12: 15</b></p> <p><b>We are learning that:</b></p> <ol style="list-style-type: none"> <li>1. The Bible teaches that the rich farmer was rich with possessions but was spiritually bankrupt because he left God out of his life.</li> <li>2. Christians try to put God, and not things first in their lives, as they believe that faith, service and obedience are much more important than material possessions.</li> </ol>	<p><b>Bible Focus: Luke 10: 25-37 and Philippians 2: 1-11</b></p> <p><b>Key Verse: Luke 10: 27</b></p> <p><b>We are learning that:</b></p> <ol style="list-style-type: none"> <li>1. A neighbour is someone who has need of help regardless of their race or religion.</li> <li>2. Christians love God and wish to demonstrate their love by helping their neighbours in their spiritual, physical or material needs.</li> </ol>
INTRODUCE IT	Talk about favourite possessions. Discuss what it means to covet – envy / resentment over what others have. Refer to the Ten Commandments and explain how the last one says 'Thou shalt not covet' ( <b>Exodus 20: 17</b> ).	Discuss the meaning of 'neighbour'. Develop the idea that in Biblical terms it is not 'nearness' that makes someone a good neighbour. Instead, it is the kindness and friendship shown to those who need help, whoever they are.
COMPLETE IT	<p><b>Present the Bible Story</b> <b>Discuss and Explain:</b></p> <ol style="list-style-type: none"> <li>1. Jesus called this man a 'fool' for placing a greater importance on material things over spiritual things.</li> <li>2. He was a 'fool' in the following ways:             <ol style="list-style-type: none"> <li>a) <b>A Godless Fool</b> – He lived his life without God. Christians believe that a life may be full of 'many things' but if it is minus God, it is an empty life. He did not understand that all of his possessions came from God.</li> <li>b) <b>A Poor Fool</b> – He was actually a poor, rich man – poor with regard to his eternal future. He set his heart on riches rather than on God.</li> <li>c) <b>A Self-Centred Fool</b> – In <b>verses 17-19</b>, notice six 'I', five 'my' and four 'I will'. God, who supplied his wealth, was not in all his thoughts. He even called his soul his own – my soul!</li> <li>d) <b>An Ambitious Fool</b> – He was selfish in his ambition for he spoke of security for many years to come; love of taking life easy, eating, drinking and being merry (<b>verse 19</b>).</li> <li>e) <b>A Doomed Fool</b> – The God he had left out of his life, demanded his life from him (<b>verse 20</b>). Christians believe God is in control of all aspects of life.</li> </ol> </li> </ol> <p><b>Explain the Key Verse and encourage pupils to learn it.</b> <b>Complete Lesson 2.</b> <b>Show it: see FBI links in Appendix B – The Rich Farmer.</b></p>	<p><b>Present the Bible Story</b> <b>Discuss and Explain:</b></p> <ol style="list-style-type: none"> <li>1. When an expert in the Law of Moses asked Jesus what he could do to inherit eternal life, Jesus directed him to the Law and asked what it demanded. It required total love for God and for his neighbour. Jesus was showing how the purpose of the Law, or the Ten Commandments, was not to save from sin but to show God's perfect standards.</li> <li>2. The lawyer should have understood that he fell short of God's standards and asked for forgiveness. However, in his pride he asks, "Who is my neighbour?" In order to answer him, Jesus tells the story of the Good Samaritan. The Jewish priest and Levite were Jews and the Jews hated the Samaritans. They refused to help but the despised Samaritan came to the victim's rescue. The lawyer was forced to admit the Samaritan proved to be a true neighbour to the wounded Jew.</li> <li>3. We see in the Priest and Levite the powerlessness of the Law to help sinners. For Christians, the Good Samaritan reminds them of Jesus who came to rescue them from sin.</li> </ol> <p><b>Explain the Key Verse and encourage pupils to learn it.</b> <b>Complete Study 2.</b> <b>Show it: see FBI links in Appendix C – Who is my neighbour?</b></p>
REVIEW IT	<p>The rich farmer made three very serious mistakes:</p> <ol style="list-style-type: none"> <li>1. He mistook the purpose of life. Read <b>Philippians 1: 21</b> and explain Paul's purpose in life.</li> <li>2. He thought he had earned his own wealth. Read <b>Philippians 4: 19</b> and explain God's provision.</li> <li>3. He was cautious with regard to his future and lost his soul. Read <b>Mark 8: 36-37</b> and discuss how these verses relate to the rich farmer.</li> </ol>	Refer to the Bible Reading in Philippians and summarise this lesson by pointing out that <b>verses 1-4</b> refer to good neighbourly qualities and <b>verses 5-11</b> show how Jesus is the ultimate example of love.
LIVE IT	<p><b>How does the lesson challenge Christians today?</b> <b>Discuss.</b></p> <ol style="list-style-type: none"> <li>1. Make a list of ways Christians can use their possessions to help others.</li> <li>2. Consider how much importance Christians should place on acquiring material wealth.</li> </ol>	<p><b>How does the lesson challenge Christians today?</b> <b>Discuss.</b></p> <ol style="list-style-type: none"> <li>1. How might Christians help those who have physical, spiritual or material needs?</li> <li>2. What does <b>Luke 6: 35</b> say about good neighbours? How can this be put into practice?</li> </ol>



LEVELS 3 & 4	B1 – LEVEL 3 Lesson 3 – Parables Topic – The Sower	B1 – LEVEL 4 Study 3 – Parables Topic – A foolish man
	<p><b>Bible Focus: Mark 4: 1-20</b></p> <p><b>Key Verse: Mark 4: 20</b></p> <p><b>We are learning that:</b></p> <ol style="list-style-type: none"> <li>1. The seed is the Word of God.</li> <li>2. The various kinds of soil represent human hearts and how receptive they are to the Word of God.</li> </ol>	<p><b>Bible Focus: Luke 12: 13-21</b></p> <p><b>Key Verse: Luke 12: 15</b></p> <p><b>We are learning that:</b></p> <ol style="list-style-type: none"> <li>1. The Bible teaches that the foolish man was rich with possessions but was spiritually bankrupt, because he left God out of his life.</li> <li>2. Christians try to put God, and not things first in their lives, as they believe that faith, service and obedience are much more important than material possessions.</li> </ol>
INTRODUCE IT	<p>Explain that Jesus often told parables to emphasise some of the truths He was teaching. Generally, the parables had a deeper, spiritual meaning. Sometimes He did not explain the meaning, but on this occasion, he gave a full explanation. The different places where the seed was sown represented different responses to the Word of God.</p>	<p>Discuss the background to this parable. It is a man asking Jesus to intervene in a dispute about a will. Problems like this were often brought to Rabbis to settle. Jesus however, points to a higher issue – that a relationship with God is more important than material goods.</p>
COMPLETE IT	<p><b>Present the Bible Story</b> <b>Discuss and Explain:</b></p> <ol style="list-style-type: none"> <li>1. <u>The path (verse 15)</u> is the person who says "No" to Jesus. Satan is pictured in the birds taking away the Word. This person remains uninterested in the Word of God.</li> <li>2. <u>The rocky ground (verses 16-17)</u> is the person who at first receives the word with joy, goes on well for a time but when hard times come, decides the cost is too great and abandons the whole thing. Hard times reveal that the person's heart has not changed, and their faith is insincere.</li> <li>3. <u>The thorny ground (verses 18-19)</u> are people who make a good start and seem to be true Christians. However, they become more interested in business, riches and worldly things and abandon any claim to be Christians; they are 'unfruitful'.</li> <li>4. <u>The good ground (verse 20)</u> are the people who accept the Word, recognise their need for forgiveness and follow God faithfully whatever it costs.</li> </ol> <p><b>Explain the Key Verse and encourage pupils to learn it.</b> <b>Complete Lesson 3.</b> <b>Show it: see FBI links in Appendix B – the Sower</b></p>	<p><b>Present the Bible Story</b> <b>Discuss and Explain:</b></p> <ol style="list-style-type: none"> <li>1. This parable illustrates that possessions are not the most important things in life. Christians believe that everything they have has been given to them by God and is meant to be used for His glory. The foolish man should have shared his many possessions with those in need.</li> <li>2. He had planned the future – notice his independence of God by his use of 'I' and 'my' in <b>verses 17-19</b>. God had other plans for this man's life and told him he would die that night (<b>verse 20</b>). This foolish man had not thought about his eternal future. Refer to the warning in <b>Amos 4:12</b>.</li> <li>3. Point out how God asks a very solemn question in this parable, "Who will get what you have prepared for yourself?" (<b>verse 20</b>)</li> <li>4. The foolish man had missed the point of life. He should have been sharing his wealth and acting with concern for others instead of greedily wanting more.</li> </ol> <p><b>Explain the Key Verse and encourage pupils to learn it.</b> <b>Complete Study 3.</b> <b>Show it: see FBI links in Appendix C – A foolish man</b></p>
REVIEW IT	<p>Ensure pupils understand the differences in the four types of soil. Engage in discussion about the varying degrees of 'fruitfulness' in <b>verse 20</b>; thirty, sixty and a hundred times what was sown. Explain that for Christians, the most productive lives are lived by those who obey God's Word.</p>	<p>Consider how <b>Proverbs 11: 4 &amp; 29</b> and <b>Matthew 6: 19-21</b> really summarise this lesson. Also, look up <b>Exodus 20: 17</b> with regard to coveting the possessions of others.</p>
LIVE IT	<p><b>How does the lesson challenge Christians today? Discuss.</b></p> <ol style="list-style-type: none"> <li>1. How do the types of ground represent a person's heart?</li> <li>2. Think of some ways in which Christians could be 'fruitful' for Jesus.</li> </ol>	<p><b>How does the lesson challenge Christians today? Discuss.</b></p> <ol style="list-style-type: none"> <li>1. Discuss the Bible's teaching about the real purpose of a person's life "For to me to live is Christ" (Paul in <b>Philippians 1: 21</b>).</li> <li>2. The importance of using possessions for the good of others. Make a list of some ideas.</li> <li>3. Discuss the consequences of being greedy and the effect this can have on others.</li> </ol>

LEVELS 3 & 4	B1 – LEVEL 3 Lesson 4 – Parables Topic – Forgiving others	B1 – LEVEL 4 Study 4 – Parables Topic – The great supper
	<p><b>Bible Focus: Matthew 18: 21-35</b></p> <p><b>Key Verse: Ephesians 4: 32</b></p> <p><b>We are learning that:</b></p> <ol style="list-style-type: none"> <li>1. This parable was told to teach Christians how to forgive.</li> <li>2. The Bible teaches that Christians should be unlimited in their forgiveness of others.</li> </ol>	<p><b>Bible Focus: Luke 14: 15-24</b></p> <p><b>Key Verse: John 6: 37</b></p> <p><b>We are learning that:</b></p> <ol style="list-style-type: none"> <li>1. Christians have accepted God's invitation of Eternal Life.</li> <li>2. The Bible teaches that Christians have a responsibility to persuade others to respond to God's invitation.</li> </ol>
INTRODUCE IT	<p>Explain the problem that Peter had about forgiveness. Explain that he knew that in the Old Testament a person was forgiven three times or four at most (<b>Amos 2: 6</b>). As a disciple of Jesus, Peter feels he should be more generous and suggests seven times (<b>verse 21</b>). However, Jesus replies 'seventy times seven' which really means an unlimited approach to the forgiveness of others.</p>	<p>In the East, people of rank would have sent out two calls to a planned feast. The first call indicated preparation was needed and the second call indicated that the feast was ready. In this case those invited had no intention of attending and made up excuses for refusing.</p>
COMPLETE IT	<p><b>Present the Bible Story</b> <b>Discuss and Explain:</b></p> <ol style="list-style-type: none"> <li>1. When the master of the servant realised the debtor was unable to pay his huge debt, he was moved with compassion towards him and cleared his debt (<b>verses 25-27</b>). This was an act of mercy, holding back the punishment the servant deserved.</li> <li>2. The forgiving servant should have forgiven his fellow servant who owed a very small debt (approximately £5) in comparison with what he owed himself (approximately £1million). He forgot the mercy shown to him.</li> <li>3. Jesus made the point that people should not keep track of how many times they forgive others. For Christians, their behaviour towards others should reflect God's behaviour towards them.</li> <li>4. As sinners, Christians cannot pay their debt of sin and need God's mercy to escape His punishment. They believe that Jesus paid this debt on the cross when He gave "His life as a ransom for many." (<b>Matthew 20: 28</b>)</li> </ol> <p><b>Explain the Key Verse and encourage pupils to learn it.</b> <b>Complete Lesson 4.</b> <b>Show it: see FBI links in Appendix B – Forgiving Others</b></p>	<p><b>Present the Bible Story</b> <b>Discuss and Explain:</b></p> <ol style="list-style-type: none"> <li>1. Many people were invited to the feast, but they turned down the invitation because the timing was inconvenient.</li> <li>2. The three excuses were not genuine in that, in each case, arrangements could have been made to allow attendance. <u>First Excuse</u> (<b>verse 18</b>); Whilst he apologises, it is difficult to believe a Jew would buy land without seeing it and since the supper was at night he would not be able to see it anyway. <u>Second Excuse</u> (<b>verse 19</b>); This man is more defiant, gives no apology, and feels his oxen comes first. <u>Third Excuse</u> (<b>verse 20</b>); This man made a poor excuse but could have brought his wife to the feast had he not been so selfish.</li> <li>3. This <u>First Excuse</u> represents those who put more importance on material possessions, the <u>Second Excuse</u> are those who are too busy in their occupations, and the <u>Third Excuse</u> represents those whose home responsibilities take up their time.</li> <li>4. The host is displeased and feels insulted at these excuses and sends his servant out to the 'streets and alleys of the town' to invite the poor, lame and blind (<b>verses 21 &amp; 23</b>).</li> </ol> <p><b>Explain the Key Verse and encourage pupils to learn it.</b> <b>Complete Study 4.</b> <b>Show it: see FBI links in Appendix C – The Great Feast</b></p>
REVIEW IT	<p>Explain the terms 'mercy' and 'grace'. Discuss how this passage demonstrates both 'mercy' and 'grace'. For further study, read <b>Titus 3: 5</b> and <b>Ephesians 2: 8</b> and discuss how a Christian has experienced God's mercy.</p>	<p>Explain that the primary application of this parable is that those who rejected the Gospel were the Jews and then it was offered to the Gentile nations who were more responsive. The Bible teaches that those who persist rejecting God's mercy and grace will find that one day it is too late, and the offer of Eternal Life is no longer available.</p>
LIVE IT	<p><b>How does the lesson challenge Christians today? Discuss.</b></p> <ol style="list-style-type: none"> <li>1. Why should a Christian forgive others?</li> <li>2. Refer to <b>Ephesians 4: 32</b> for other characteristics the Bible says a Christian should seek to display.</li> </ol>	<p><b>How does the lesson challenge Christians today? Discuss.</b></p> <ol style="list-style-type: none"> <li>1. The Bible teaches that all types of people are welcome at the Feast. How should Christians view others in light of this?</li> <li>2. Think of some of the excuses people make today for not trusting in Jesus.</li> </ol>

LEVELS 3 & 4	B2 - LEVEL 3 Lesson 1 – Miracles Topic – Water into wine	B2 – LEVEL 4 Study 1 – Miracles Topic – Water into Wine
	<p><b>Bible Focus: John 2: 1-11</b></p> <p><b>Key Verse: John 2: 11</b></p> <p><b>We are learning that:</b></p> <ol style="list-style-type: none"> <li>1. Weddings in Bible times were often week-long festivals which celebrated the new life of the married couple.</li> <li>2. Christians believe that Jesus took time out from His preaching/teaching to spend quality time with people, show them His love and celebrate with them in their times of joy.</li> </ol>	<p><b>Bible Focus: John 2: 1-11</b></p> <p><b>Key Verses: John 15: 14, John 2: 5</b></p> <p><b>We are learning that:</b></p> <ol style="list-style-type: none"> <li>1. In Bible times, it was considered an insult to refuse a wedding invitation. Weddings were considered important social occasions.</li> <li>2. Christians believe that by performing this miracle, Jesus was revealing to all present that He was no ordinary human, but in fact God's Son.</li> </ol>
<b>INTRODUCE IT</b>	<p>Introduce the ideas of an Eastern wedding. Perhaps show the pupils an example from a YouTube clip and discuss the similarities/differences with a Western wedding.</p>	<p>Ask the pupils to discuss the concept of 'miracle'. Explain that the Gospel of John is built around seven miracles, all performed in public, of which the wedding in Cana of Galilee is the first. See <b>John 4: 46-54, John 5: 1-15, John 6: 5-14, John 6: 16-24, John 9: 1-7, John 11: 1-45</b>. There was an eighth miracle performed in private for the disciples, after the resurrection, in the miraculous catch of 153 fishes (<b>John 21: 1-11</b>).</p>
<b>COMPLETE IT</b>	<p><b>Present the Bible Story</b> <b>Discuss and Explain:</b></p> <ol style="list-style-type: none"> <li>1. A wedding took careful planning as many guests were invited. Running out of wine would have been considered more than just embarrassing, almost insulting.</li> <li>2. Mary believed that Jesus would be able to help. She turned to Him in a time of crisis in the same way Christians turn to God today.</li> <li>3. The six stone water jars were used for ceremonial washing and held 20-30 gallons.</li> <li>4. This miracle showed Jesus as the Son of God and further strengthened the disciples' faith.</li> </ol> <p><b>Explain the Key Verse and encourage pupils to learn it.</b> <b>Complete Lesson 1.</b> <b>Show it: see FBI links in Appendix B – Water into wine</b></p>	<p><b>Present the Bible Story</b> <b>Discuss and Explain:</b></p> <ol style="list-style-type: none"> <li>1. Jesus, his mother and disciples, were all invited guests at the wedding. Tradition states that Joseph was dead at this point.</li> <li>2. Mary pointed the servants to Jesus and in her last recorded words tells them: "Whatever He says to you, do it!" This highlights her complete trust in Him.</li> <li>3. The best wine was served at the end of this wedding, but usual practise was to serve the best wine at the start.</li> <li>4. When the disciples saw Jesus' miracle they believed. They recognised His power over nature as miraculous. Their faith in Jesus was deepened.</li> </ol> <p><b>Explain the Key Verses and encourage pupils to learn them.</b> <b>Complete Study 1.</b> <b>Show it: see FBI links in Appendix C – Water into wine</b></p>
<b>REVIEW IT</b>	<p>Review this miracle by asking the pupils some revision questions. Make the point that not all of the guests witnessed Jesus' miracle. It was not yet time for Jesus to reveal who He really was. This miracle marked the start of His public ministry.</p>	<p>Review this miracle by asking the pupils some revision questions.</p> <ol style="list-style-type: none"> <li>1. Discuss what Jesus meant when he said, "My time has not yet come."</li> <li>2. Would there have been consequences if Jesus' identity had been revealed too soon?</li> </ol>
<b>LIVE IT</b>	<p><b>How does the lesson challenge Christians today? Discuss.</b></p> <ol style="list-style-type: none"> <li>1. How important is it for Christians to spend time socially in the company of others?</li> <li>2. Read <b>Proverbs 3: 5-6</b> to find out how Christians trust God to help them in times of need.</li> </ol>	<p><b>How does the lesson challenge Christians today? Discuss.</b></p> <ol style="list-style-type: none"> <li>1. Should Christians take time to attend social events? Why?</li> <li>2. Discuss the importance of reading the Bible and praying regularly in the life of a Christian.</li> </ol>

LEVELS 3 & 4	B2 – LEVEL 3 Lesson 2 – Miracles Topic – A boy healed	B2 – LEVEL 4 Study 2 – Miracles Topic – The boy healed
	<p><b>Bible Focus: John 4: 43-54</b></p> <p><b>Key Verse: John 4: 50</b></p> <p><b>We are learning that:</b></p> <ol style="list-style-type: none"> <li>1. The royal official's son was very sick, at the point of death, but was made well again by Jesus.</li> <li>2. The royal official took Jesus at His word and obediently went on his way.</li> </ol>	<p><b>Bible Focus: John 4: 43-54</b></p> <p><b>Key Verses: Acts 16: 31; Romans 10: 9</b></p> <p><b>We are learning that:</b></p> <ol style="list-style-type: none"> <li>1. The royal official's son was at the point of death. His father had faith in Jesus to restore him back to life again.</li> <li>2. Christians believe that God offers Everlasting Life to those who trust in His Son and obey His Word.</li> </ol>
INTRODUCE IT	<p>Remind pupils that on His first visit to Cana, Jesus turned water into wine.</p> <p>Use the map on the lesson to show that although Jesus was in Cana, the boy was in Capernaum. Jesus' power was felt there, even though He was not physically present.</p>	<p>Remind pupils that it was in Cana that Jesus performed His first miracle. His fame had spread so much that the boy's father, an official in Herod's palace, humbly asked him to heal his son.</p> <p>This man thought that Jesus would have to be physically present at the boy's bedside to heal him. Jesus did not rebuke him for his lack of faith but rewarded him for the faith he did show. Point out that the man 'took Jesus at His word and departed' (<b>v 50</b>). His faith was not based on the miracle but based on Jesus' words alone – he believed first and then saw!</p>
COMPLETE IT	<p><b>Present the Bible Story</b> <b>Discuss and Explain:</b></p> <ol style="list-style-type: none"> <li>1. This boy's father was a Jew and an officer of King Herod. He had legal authority over Jesus but showed his respect for Him by addressing Him as 'Sir'. He had walked 20 miles to plead with Jesus to come and heal his son.</li> <li>2. The boy's father thought that Jesus would have needed to come with him to heal his son, but Jesus told him that his son would live. The man believed Jesus' word and started travelling home. When he asked the servants what time the boy was cured, their answer assured him that it was at the exact same time Jesus had told him the boy was healed.</li> </ol> <p><b>Explain the Key Verse and encourage pupils to learn it.</b> <b>Complete Lesson 2.</b> <b>Show it: see FBI links in Appendix B – A boy healed</b></p>	<p><b>Present the Bible Story</b> <b>Discuss and Explain:</b></p> <ol style="list-style-type: none"> <li>1. <b>The sick son and the fathers request:</b> The man was so desperate to see his sick son healed that he was prepared to walk a long distance to meet Jesus.</li> <li>2. <b>Jesus' reply:</b> Jesus was testing the man's faith when He told him 'Your son will live' (<b>verse 50</b>). People then, just like people now, wanted to see signs and wonders (<b>verse 48</b>) instead of accepting God's Word at face value: faith first then sight!</li> <li>3. <b>The Result:</b> The man believed, his son was healed and his whole family believed as a result. Christians today have taken God at His Word, trusted, and obeyed. The end result for them will be Eternal Life in Heaven.</li> </ol> <p><b>Explain the Key Verses and encourage pupils to learn them.</b> <b>Complete Study 2.</b> <b>Show it: see FBI links in Appendix C – A boy healed</b></p>
REVIEW IT	<p>Learn the Key Verse, <b>John 4: 50</b>, and discuss how it summarises this lesson. The power of Jesus had not only healed the man's son but his whole family now believed in Jesus (<b>John 4: 53</b>).</p>	<p>Reflect on this statement from <b>Hebrews 11: 6</b>: 'Without faith it is impossible to please God' and discuss how this refers to what the pupils have just learned.</p>
LIVE IT	<p><b>How does the lesson challenge Christians today? Discuss.</b></p> <ol style="list-style-type: none"> <li>1. The man trusted Jesus at His word and obeyed. What can Christians learn from this man's example?</li> <li>2. For Christians, does Jesus need to be physically present to work a miracle or answer prayer today?</li> </ol>	<p><b>How does the lesson challenge Christians today? Discuss.</b></p> <ol style="list-style-type: none"> <li>1. The man believed Jesus and set off for home – he was putting his faith in action. Think of ways in which a Christian can put their faith in action at home and at school.</li> <li>2. How does placing faith in Jesus challenge the culture we live in today? (Refer to people who want to see first and then believe, as opposed to faith first and then seeing God's work in a Christian's life.)</li> </ol>

LEVELS 3 & 4	B2 LEVEL 3 Lesson 3 – Miracles Topic – Blind eyes opened	B2 – LEVEL 4 Study 3 – Miracles Topic – Blind Bartimaeus
	<p><b>Bible Focus: Mark 10: 46-52</b></p> <p><b>Key Verse: Mark 10: 52</b></p> <p><b>We are learning that:</b></p> <ol style="list-style-type: none"> <li>1. Bartimaeus was blind but he had faith that Jesus could heal him.</li> <li>2. Jesus showed compassion towards Bartimaeus and answered his prayer.</li> </ol>	<p><b>Bible Focus: Mark 10: 46-52</b></p> <p><b>Key Verse: Mark 10: 52</b></p> <p><b>We are learning that:</b></p> <ol style="list-style-type: none"> <li>1. Bartimaeus was persistent in his calling out to Jesus. His persistence moved Jesus to compassion.</li> <li>2. Bartimaeus was willing to leave his only material possession (his cloak) behind to come to Jesus.</li> </ol>
INTRODUCE IT	Ask the pupils if they know of anyone who is blind. Talk about the difficulties a blind person faces in life. Discuss how blind people may be helped, but physical blindness cannot be cured.	Explain how there would have been very little, if any, support for blind people in the time of Jesus and that many were reduced to begging in order to survive. Contrast the situation today by researching some charities dedicated to the cause of the blind.
COMPLETE IT	<p><b>Present the Bible Story</b> <b>Discuss and Explain:</b></p> <ol style="list-style-type: none"> <li>1. Blind Bartimaeus, a Jew, believed that Jesus was the Messiah, the Son of David. The Jews generally did not believe this to be the case.</li> <li>2. Bartimaeus had faith in Jesus' power to heal him. He persisted in calling for help so that his sight could be restored. For Christians, the fact that Jesus, the Son of God 'stood still / stopped' (<b>verse 49</b>) at the cry of this beggar, showed His great compassion and love towards those in need.</li> <li>3. In Bible times a beggar's cloak was precious to them as they used it to collect money and keep warm. Bartimaeus threw his cloak aside as he came to Jesus, desperate to be healed.</li> <li>4. Bartimaeus demonstrated his thanks to Jesus by being a faithful follower of Him, on His last trip to Jerusalem, before His crucifixion.</li> </ol> <p><b>Explain the Key Verse and encourage pupils to learn it.</b> <b>Complete Lesson 3.</b> <b>Show it: see FBI links in Appendix B – Blind eyes opened</b></p>	<p><b>Present the Bible Story</b> <b>Discuss and Explain:</b></p> <ol style="list-style-type: none"> <li>1. This is the only time in the Gospel of Mark that the term 'Son of David' is used in reference to Jesus. Bartimaeus recognised that Jesus was the Messiah and had faith that He could heal him.</li> <li>2. This may have been Bartimaeus' last chance to meet Jesus, as He was on His way to Jerusalem to the cross.</li> <li>3. Bartimaeus threw away his only valuable possession – his cloak, in order to come to Jesus. For Christians today, anything that would hinder their relationship with Jesus, must be put aside.</li> </ol> <p><b>Explain the Key Verse and encourage pupils to learn it.</b> <b>Complete Study 3.</b> <b>Show it: see FBI links in Appendix C – Blind Bartimaeus</b></p>
REVIEW IT	Draw their attention to the short request / prayer of Bartimaeus in <b>verse 51</b> and the quick response to it by Jesus in <b>verse 52</b> . Bartimaeus expressed his simple faith and Jesus honoured it.	Look up <b>Matthew 4: 18-22</b> and find others who immediately left what they were doing and followed Jesus. Look up <b>Ephesians 6: 10-18</b> and <b>Colossians 3: 8-17</b> From these Bible Readings, make a list of six main things that should characterise a Christian's Life.
LIVE IT	<p><b>How does the lesson challenge Christians today? Discuss.</b></p> <ol style="list-style-type: none"> <li>1. Bartimaeus' request was short and genuine. What can we learn about prayer from Bartimaeus' example?</li> <li>2. Once Bartimaeus was healed He followed Jesus. His gratefulness was clear to see. How does this relate to a Christian's life?</li> </ol>	<p><b>How does the lesson challenge Christians today? Discuss.</b></p> <ol style="list-style-type: none"> <li>1. Bartimaeus had experienced physical darkness. Read <b>John 8: 12</b> and consider what it means to leave spiritual darkness and to "Walk in the Light."</li> </ol>

LEVELS 3 & 4	B2 – LEVEL 3 Lesson 4 – Miracles Topic - Ten men with leprosy healed	B2 – LEVEL 4 Study 4 – Miracles Topic – Ten men with leprosy
	<p><b>Bible Focus: Luke 17: 11-19</b></p> <p><b>Key Verse: Psalm 107: 8</b></p> <p><b>We are learning that:</b></p> <ol style="list-style-type: none"> <li>1. The ten men in the story had leprosy – an infectious skin disease that isolated them from their community.</li> <li>2. Jews and Samaritans despised each other, but it was the Samaritan who returned to thank Jesus for his healing.</li> </ol>	<p><b>Bible Focus: Luke 17: 11-19</b></p> <p><b>Key Verses: Ephesians 2: 8-9</b></p> <p><b>We are learning that:</b></p> <ol style="list-style-type: none"> <li>1. Christians believe that they have been healed from the disease of sin through faith in Jesus.</li> <li>2. The Bible teaches that it is important to be thankful for all of the good things we have, as these have been given to us by God.</li> </ol>
INTRODUCE IT	<p>Explain that leprosy is a disease of the skin that still affects a large number of people in the world.</p> <p>Refer to <b>Leviticus 13: 45-46</b> and explain that lepers were regarded as unclean in the time of Moses and had to live alone.</p>	<p>Explain that leprosy is a very infectious skin disease which still exists in the world today. It is estimated that 20 million people have this disease. Some may have heard of 'The Leprosy Mission' – an organisation that exists to help those who have this disease.</p> <p>Refer to other Bible characters who suffered from leprosy. See also <b>Leviticus 13: 45-46</b>.</p>
COMPLETE IT	<p><b>Present the Bible Story:</b> <b>Discuss and Explain:</b></p> <ol style="list-style-type: none"> <li>1. The lepers were not allowed to mix with people, so they cried to Jesus for help / pity from a distance.</li> <li>2. In obedience to Jesus, the lepers started out towards the priests' house and as they went they were healed.</li> <li>3. It was the priests who gave them permission to return to their families.</li> <li>4. Only one leper, a Samaritan, returned to thank Jesus for healing him.</li> </ol> <p><b>Explain the Key Verse and encourage pupils to learn it.</b> <b>Complete Lesson 4.</b> <b>Show it: see FBI links in Appendix B – 10 men with leprosy healed</b></p>	<p><b>Present the Bible Story</b> <b>Discuss and Explain:</b></p> <ol style="list-style-type: none"> <li>1. The lepers were unable to cure themselves but called out to Jesus for mercy (<b>verse 13</b>).</li> <li>2. When Jesus said 'Go' (<b>verse 14</b>), the lepers obeyed His word and were cleansed on their way to the priests' house. Obedience and simple faith in Jesus' spoken word brought cleansing.</li> <li>3. One leper only, a Samaritan, humbly returned to thank and worship (<b>verse 16</b>) Jesus for the gift of healing.</li> </ol> <p><b>Explain the Key Verse and encourage pupils to learn it.</b> <b>Complete Study 4.</b> <b>Show it: see FBI links in Appendix C – 10 men with leprosy</b></p>
REVIEW IT	<p>Review the lesson by reminding pupils how leprosy sufferers were treated at the time of Jesus. Consider how it must have felt to be treated as an outcast. Think of people in today's society who may feel like outcasts. What practical things could be done to support / encourage these people?</p>	<p>Make the point that the lepers had to demonstrate their faith in Jesus before they were healed. It was as they walked to the priests' house that their leprosy left them. Christians today have put their faith in Jesus in order to be healed / cleansed from their sin.</p>
LIVE IT	<p><b>How does the lesson challenge Christians today? Discuss.</b></p> <ol style="list-style-type: none"> <li>1. What should a Christian be thankful for? Make a list and write a prayer of thankfulness that a Christian could use.</li> </ol>	<p><b>How does the lesson challenge Christians today? Discuss.</b></p> <ol style="list-style-type: none"> <li>1. Discuss what being thankful to God really means for a Christian (<b>1 John 1: 7</b>) and how it should affect their lives (<b>Psalm 40: 3</b>).</li> </ol>



## Appendix A - Level 0 & 1 Free Bible Images

	Title	Story Images
B1	Early Life of Christ	<b>Giving thanks in the temple</b>
		<a href="https://www.freebibleimages.org/illustrations/sb-simeon-anna/">https://www.freebibleimages.org/illustrations/sb-simeon-anna/</a>
		<b>Growing up in Nazareth</b>
		<a href="https://www.freebibleimages.org/illustrations/lgr-jesus-12/">https://www.freebibleimages.org/illustrations/lgr-jesus-12/</a>
		<b>Baptised in the River Jordan</b>
		<a href="https://www.freebibleimages.org/illustrations/preschool-jesus-baptised/">https://www.freebibleimages.org/illustrations/preschool-jesus-baptised/</a>
		<a href="https://www.freebibleimages.org/illustrations/mk-john-baptist/">https://www.freebibleimages.org/illustrations/mk-john-baptist/</a>
		<b>Tempted in the desert</b>
B2	Miracles	<a href="https://www.freebibleimages.org/illustrations/rg-jesus-tested/">https://www.freebibleimages.org/illustrations/rg-jesus-tested/</a>
		<b>Jesus changes water into wine</b>
		<a href="https://www.freebibleimages.org/illustrations/wedding-cana-preschool/">https://www.freebibleimages.org/illustrations/wedding-cana-preschool/</a>
		<b>Jesus heals a sick boy</b>
		<a href="https://www.freebibleimages.org/illustrations/gnpi-020-officials-son/">https://www.freebibleimages.org/illustrations/gnpi-020-officials-son/</a>
		<b>Jesus and blind Bartimaeus</b>
		<a href="https://www.freebibleimages.org/illustrations/ls-blind-bartimaeus/">https://www.freebibleimages.org/illustrations/ls-blind-bartimaeus/</a>
		<a href="https://www.freebibleimages.org/illustrations/lgr-blind-man/">https://www.freebibleimages.org/illustrations/lgr-blind-man/</a>
		<b>Jesus heals ten men with leprosy</b>
		<a href="https://www.freebibleimages.org/illustrations/sb-ten-healed/">https://www.freebibleimages.org/illustrations/sb-ten-healed/</a>

## Appendix A - Level 2 Free Bible Images

	Title	Story Images
B1	Early Life of Christ	<b>Mary and Joseph in the temple</b>
		<a href="https://www.freebibleimages.org/illustrations/gnpi-010-simeon-anna/">https://www.freebibleimages.org/illustrations/gnpi-010-simeon-anna/</a>
		<b>Growing up in Nazareth</b>
		<a href="https://www.freebibleimages.org/illustrations/jesus-twelve/">https://www.freebibleimages.org/illustrations/jesus-twelve/</a>
		<a href="https://www.freebibleimages.org/illustrations/gnpi-011-jesus-found/">https://www.freebibleimages.org/illustrations/gnpi-011-jesus-found/</a>
		<b>Baptised in the River Jordan</b>
		<a href="https://www.freebibleimages.org/illustrations/john-baptist-jesus/">https://www.freebibleimages.org/illustrations/john-baptist-jesus/</a>
		<a href="https://www.freebibleimages.org/illustrations/gnpi-013-jesus-baptism/">https://www.freebibleimages.org/illustrations/gnpi-013-jesus-baptism/</a>
B2	Miracles	<b>Tempted in the desert</b>
		<a href="https://www.freebibleimages.org/illustrations/gnpi-014-jesus-temptation/">https://www.freebibleimages.org/illustrations/gnpi-014-jesus-temptation/</a>
		<a href="https://www.freebibleimages.org/illustrations/yo-jesus-tempted/">https://www.freebibleimages.org/illustrations/yo-jesus-tempted/</a>
		<b>Jesus changes water into wine</b>
		<a href="https://www.freebibleimages.org/illustrations/gnpi-016-wedding-cana/">https://www.freebibleimages.org/illustrations/gnpi-016-wedding-cana/</a>
		<a href="https://www.freebibleimages.org/illustrations/jesus-wedding/">https://www.freebibleimages.org/illustrations/jesus-wedding/</a>
		<b>Jesus heals a sick boy</b>
		<a href="https://www.freebibleimages.org/illustrations/gnpi-020-officials-son/">https://www.freebibleimages.org/illustrations/gnpi-020-officials-son/</a>
		<b>Jesus and the blind man</b>
		<a href="https://www.freebibleimages.org/illustrations/jesus-blind-man/">https://www.freebibleimages.org/illustrations/jesus-blind-man/</a>
		<a href="https://www.freebibleimages.org/photos/lumo-blindman-jericho/">https://www.freebibleimages.org/photos/lumo-blindman-jericho/</a>
		<b>Jesus heals ten men with leprosy</b>
		<a href="https://www.freebibleimages.org/illustrations/gnpi-072-ten-leprosy/">https://www.freebibleimages.org/illustrations/gnpi-072-ten-leprosy/</a>



## Appendix B - Level 3 Free Bible Images

	Title	Story Images
<b>B1</b>	<b>Parables</b>	<b>Who is my neighbour?</b>
		<a href="https://www.freebibleimages.org/illustrations/gnpi-064-good-samaritan/">https://www.freebibleimages.org/illustrations/gnpi-064-good-samaritan/</a>
		<b>The rich farmer</b>
		<a href="https://www.freebibleimages.org/illustrations/rich-fool/">https://www.freebibleimages.org/illustrations/rich-fool/</a>
		<b>The sower</b>
		<a href="https://www.freebibleimages.org/photos/parable-sower-seed/">https://www.freebibleimages.org/photos/parable-sower-seed/</a>
		<a href="https://www.freebibleimages.org/illustrations/gnpi-049-parable-sower/">https://www.freebibleimages.org/illustrations/gnpi-049-parable-sower/</a>
		<b>Forgiving others</b>
		<a href="https://www.freebibleimages.org/illustrations/unforgiving-servant/">https://www.freebibleimages.org/illustrations/unforgiving-servant/</a>
<b>B2</b>	<b>Miracles</b>	<b>Water into wine</b>
		<a href="https://www.freebibleimages.org/photos/wedding-cana/">https://www.freebibleimages.org/photos/wedding-cana/</a>
		<a href="https://www.freebibleimages.org/illustrations/gnpi-016-wedding-cana/">https://www.freebibleimages.org/illustrations/gnpi-016-wedding-cana/</a>
		<b>A boy healed</b>
		<a href="https://www.freebibleimages.org/illustrations/gnpi-020-officials-son/">https://www.freebibleimages.org/illustrations/gnpi-020-officials-son/</a>
		<b>Blind eyes opened</b>
		<a href="https://www.freebibleimages.org/illustrations/gnpi-076-blind-beggar/">https://www.freebibleimages.org/illustrations/gnpi-076-blind-beggar/</a>
		<b>Ten men with leprosy healed</b>
		<a href="https://www.freebibleimages.org/illustrations/gnpi-072-ten-leprosy/">https://www.freebibleimages.org/illustrations/gnpi-072-ten-leprosy/</a>
		<a href="https://www.freebibleimages.org/illustrations/jesus-ten-leprosy/">https://www.freebibleimages.org/illustrations/jesus-ten-leprosy/</a>

## Appendix C - Level 4 Free Bible Images

	Title	Story Images
<b>B1</b>	<b>Parables</b>	<b>The two debtors</b>
		<a href="https://www.freebibleimages.org/illustrations/gnpi-041-jesus-anointed/">https://www.freebibleimages.org/illustrations/gnpi-041-jesus-anointed/</a>
		<a href="https://www.freebibleimages.org/photos/lumo-woman-anointing/">https://www.freebibleimages.org/photos/lumo-woman-anointing/</a>
		<b>Who is my neighbour?</b>
		<a href="https://www.freebibleimages.org/photos/parable-good-samaritan/">https://www.freebibleimages.org/photos/parable-good-samaritan/</a>
		<a href="https://www.freebibleimages.org/illustrations/good-samaritan/">https://www.freebibleimages.org/illustrations/good-samaritan/</a>
		<b>A foolish man</b>
		<a href="https://www.freebibleimages.org/photos/lumo-rich-fool/">https://www.freebibleimages.org/photos/lumo-rich-fool/</a>
		<b>The great supper</b>
		<a href="https://www.freebibleimages.org/photos/great-feast/">https://www.freebibleimages.org/photos/great-feast/</a>
<b>B2</b>	<b>Miracles</b>	<b>Water into wine</b>
		<a href="https://www.freebibleimages.org/photos/wedding-cana/">https://www.freebibleimages.org/photos/wedding-cana/</a>
		<a href="https://www.freebibleimages.org/illustrations/jesus-wedding/">https://www.freebibleimages.org/illustrations/jesus-wedding/</a>
		<b>The boy healed</b>
		<a href="https://www.freebibleimages.org/illustrations/jesus-centurion/">https://www.freebibleimages.org/illustrations/jesus-centurion/</a>
		<b>Blind Bartimaeus</b>
		<a href="https://www.freebibleimages.org/illustrations/jesus-blind-man/">https://www.freebibleimages.org/illustrations/jesus-blind-man/</a>
		<a href="https://www.freebibleimages.org/photos/lumo-blindman-jericho/">https://www.freebibleimages.org/photos/lumo-blindman-jericho/</a>
		<b>Ten men with leprosy</b>
		<a href="https://www.freebibleimages.org/photos/lumo-ten-leprosy/">https://www.freebibleimages.org/photos/lumo-ten-leprosy/</a>







**© Bible Educational Services 2023**

**[www.besweb.com](http://www.besweb.com)**