


Teacher Lesson Plans

Bibletime Levels 0-4

A Series

A7 & A8



B.E.S. & Friends

bes
bible educational services
www.besweb.com

Bible Educational Services

Registered Charity UK (CIO No 1186004)

BES Mission:

Producing Bible lessons for intermediaries to present the truth of Jesus Christ to the next generation worldwide.

BES Vision:

To reach the next generation with our full curriculum in their own language by developing and supporting a global network of committed partners.

GENERAL INFORMATION

What Bible Educational Services does:

Bible Educational Services (BES) publish Bibletime, Bibletime Going Deeper (previously NewLife) and Gleaners Bible lessons in English and support Postal Bible Schools and similar organisations using BES lessons in the UK and overseas. We do this by visiting, networking, advising and training. BES is also currently working in partnership with groups in other countries who are involved in translation, design, publishing and distribution of lessons. Lessons must be provided free of charge to all students.

Bibletime lessons were first used in Southern Ireland over 50 years ago. Bible Educational Services maintain editorial responsibility for Bibletime Lessons in English and in all foreign languages. Bibletime lessons have been normally published in an A4 format which enables students in some areas, every four weeks, to send the lessons back to a Bible School Centre for marking. More recently, thanks to Every Home Crusade (Revival Movement) in Belfast, lessons for six months have been published in an A5 format, which has made usage in Churches and Schools much easier, especially where there is no effective postal system.

The BES lessons are unique in that they are prepared with home or group (Church / School) study in mind. They follow a planned syllabus which allows students to continue studying for up to 20 years. Five levels of lessons are available for specific age groups, Pre-school, 5-7's, 8-10's, 11-13's, 14-16's. There is a three-year syllabus for each age group. The age groups may vary according to different levels of ability. The Bibletime Resources allow children the opportunity to study the Bible and reflect on its relevance in the lives of people today.

Printed copies of the lessons are available in English from the BES website www.besweb.com or from the BES Office in Enniskillen. They are also available on the website in other languages. BES has documents which may be helpful to you if you are considering partnering with us, which are also available on the website.

BES Contact Addresses

BES Office (stockist of all English lessons):

37a Belmore Street, Enniskillen, Northern Ireland, BT74 6AA

Phone: 02866 322462

Email: info@besweb.com

website: www.besweb.com

LESSON PLANS FOR TEACHERS

Teacher Lesson Plans are produced to equip Teachers using Bibletime lessons with suggestions and ideas for classroom study. In this booklet they are designed for use with Levels 0-4.

Each lesson plan follows the same Bible reference as the Bibletime lesson and are designed to be used on a weekly basis. The April lessons are specific to the Easter story and the December lessons are based on the birth of Jesus at Christmas.

Normally the classroom Teacher will work through the monthly A4 lesson each week with the class. They are free to allow time for independent study if this is appropriate. At the end of the month the Teacher will collect the lesson and do the necessary marking, returning the marked lessons as soon as possible to the pupils.

PREPARATION FOR TEACHERS

Teachers should feel free to use their own ideas and initiatives when using the Bibletime lessons, adapting them as appropriate to their particular pupils. These are suggestions which may help in the use of this Resource:

- **Be familiar with the story** - Teachers should be as familiar as possible with the Bible Story and also with the Bibletime lesson that accompanies it. Ideally, the Bibletime lesson should be completed by the Teacher before the lesson. The Lesson Plans for each lesson should also be carefully considered as a planning aid for the lessons.
- **Understand the lessons to be learned** - At the top of each lesson plan you will notice the words 'We are learning that', followed by some learning intentions. The children will hopefully have grasped these points after listening to the Teacher's presentation and completing the Bibletime lesson.
- **Introduce it** - With all lessons, we start where the children are with their own experience of the situation. We have suggested various ways that might be used to introduce the story to enable the children to be interactive in discussing the starting point of the story.
- **Teach It** - We have given the Key Points in the story. Teachers should not have to refer to these when actually teaching the story, but they are a useful guide. Aim to teach it in an interesting and inspiring way! Help the children to understand the main points by grasping their attention - use the appropriate tone and ask questions to test their learning.
- **Show it** - We appreciate that in some situations, visuals will be very difficult to obtain but wherever possible it is important to focus on pictures or objects to help in the understanding of the story. In most lessons we have given the information about pictures from www.freebibleimages.org (FBI) which are downloadable from their website. These direct links to the story / study are available in Appendix A, B or C at the back of the booklet.
- **Learn It** - There is a Key Verse attached to each story. Hearing and learning these verses should enable pupils to increase their knowledge of Biblical vocabulary.
- **Complete It** - In a school situation you will be aware of the abilities of children to complete worksheets and the amount of Teacher support required. For some, it will be a requirement that the Teacher reads over the text of the lesson as the children follow what is now a familiar narrative. Other children may be able to read the text independently. Whatever the approach, try to make the lesson enjoyable, and remember to praise the pupils' efforts.
- **Review it** - We have suggested possible quizzes, games, art and drama to assist learning, and as a means of revising the story.
- **Live it** - This section carries the heading 'How does the lesson challenge Christians today?' and also some suggestions of possible group work and individual responses to the challenge of the lesson.



NAME:

B.E.S.


This cloud character is based on **Exodus 13: 21-22** and is a symbol of God's presence. He is a source of wisdom throughout the Bibletime stories, as he guides and teaches the character 'Q' about God. He's a gentle, friendly character who encourages us all to study God's Word, the Bible, in a deep and meaningful way.



NAME:

Q


Q is an inquisitive and deep thinking character. He has lots of questions and is brave enough to ask them. He looks to his friends B.E.S. and Beam as wise and encouraging mentors, to help him find answers. In so doing, he helps us all to discover an even greater friend, Jesus.



NAME:

PAUSE

Pause is a happy, cheerful character. He does not speak but his presence indicates a time to pause, so that we can reflect on what has been discovered up to that point. Pause also reminds us to attempt the activity or questions after careful thought.



NAME:

BEAM

This lightbulb character is linked to Psalm 119: 105. He is 'shining his light' for Jesus. Alongside B.E.S., he helps Q and us to understand the Bible as God's instruction manual. He shows us how to live in relationship with God, fellowship with others and as witnesses to the truth of the Gospel.

Bibletime Syllabus

	LEVEL 0 (Pre-School) LEVEL 1 (Ages 5-7) LEVEL 2 (Ages 8-10)	LEVEL 3 (Ages 11-13)	LEVEL 4 (Ages 14+)
STARTER	Introduction – BES & Friends	Introduction – BES & Friends	Introduction – BES & Friends
SERIES A	1. Creation 2. Noah 3. Peter 4. Peter - The Cross 5. Abraham 6. Abraham 7. Peter 8. Peter 9. Jacob 10. Early Christians 11. Paul 12. The Christmas Story	1. Creation 2. Noah 3. Peter 4. Peter - The Cross 5. Peter 6. Abraham 7. Jacob 8. Prayer 9. Paul 10. Paul 11. Paul 12. The Christmas Story	1. Creation & Fall 2. Early developments - Genesis 3. Peter 4. Peter - The Cross 5. Peter 6. Abraham 7. Jacob 8. The Christian Life 9. Paul 10. Paul 11. Paul 12. The Christmas Story
SERIES B	1. Early Life of Christ 2. Miracles 3. Bethany 4. The Cross 5. Parables 6. Joseph 7. Joseph 8. People Jesus met 9. Moses 10. Moses 11. Moses 12. The Christmas Story	1. Parables 2. Miracles 3. Bethany 4. The Cross 5. Early Christians 6. Joseph 7. Joseph 8. Gospel Writers 9. Moses 10. Moses 11. Moses 12. The Christmas Story	1. Parables 2. Miracles 3. Bethany 4. The Cross 5. Early Christians 6. Jacob & his family 7. Joseph 8. Acts 2: 42 - The way ahead 9. Moses 10. Moses 11. The Law 12. The Christmas Story
SERIES C	1. Daniel 2. More Miracles 3. People Jesus met 4. Death of Christ 5. Ruth & Samuel 6. David 7. David 8. Joshua 9. Elijah 10. Elisha 11. Jonah 12. The Christmas Story	1. Daniel 2. People Jesus met 3. More Miracles 4. Death of Christ 5. Ruth 6. Samuel 7. David 8. Joshua 9. Elijah 10. Elisha 11. Men used by God - OT 12. The Christmas Story	1. Daniel 2. The sayings of Jesus 3. The Lord's Power 4. Death of Christ 5. Ruth 6. Samuel 7. David 8. Joshua 9. Elijah 10. Elisha 11. More OT Characters 12. The Christmas Story

A7 Story 1
Peter tells people about Jesus

	<p>We are learning that:</p> <ul style="list-style-type: none"> • The disciples needed the power of the Holy Spirit. • The Bible teaches that the Holy Spirit lives inside everyone who has trusted in Jesus as Saviour. <p>Key Verse: Acts 2: 36 Bible Passage: Acts 2: 1-14, 36-39</p>
INTRODUCE IT	<ul style="list-style-type: none"> • Use questions to introduce the Holy Spirit. Can you see the wind? No. How do you know it's there? You can see what it does. If you can see outside, look for evidence of the wind. • Remind the children of the Easter story - Jesus had died and risen. Before He left to go back to Heaven He promised to send His disciples a very special unseen helper. • This helper was a person called the Holy Spirit who would come and live inside each of them. Just like the wind, they wouldn't be able to see the Holy Spirit, but they would know the difference that He would make in their lives.
TEACH IT	<ul style="list-style-type: none"> • One day soon after Jesus had gone back to Heaven, the disciples were together in a house in Jerusalem (Acts 2: 1-4). Suddenly the whole place was filled with the noise of a mighty rushing wind. Then something like flames of fire settled on each man's head. The Holy Spirit had come! How do you think the Apostles felt, now that the special gift had come? (Excited, amazed, happy that Jesus' promise had come true) • Then they discovered that they were speaking in different languages! Explain that normally we can only speak languages that we learned from our parents when we were young or have been taught. Jesus' disciples had not been taught the languages. All of these signs showed that the Spirit had come. What would you have thought if you had been passing by this room? • People who were nearby heard the noise and were puzzled but amazed! (Acts 2: 5-13) • Peter knew that this was his opportunity to explain what was happening and to tell them about Jesus (Acts 2: 36-39). Discuss what might have been difficult about preaching (speaking / explaining) to a big crowd of people (a bit scary, knowing the right words to say, worried about what people might think or do). But Peter was able to do it because he was helped by the Holy Spirit. • Peter told his listeners that they needed to be saved from their sin. • Explain that the Holy Spirit is given to anyone who believes in Jesus as Saviour. The Holy Spirit helps Christians to tell others about Jesus. <p>Complete the Bibletime lesson.</p> <p>Show it: see FBI links in Appendix A - Peter tells people about Jesus / Peter preaching.</p>
LEARN IT	<p>Teach and explain where necessary the Key Verse - Acts 2: 36. This is part of what Peter said when he was preaching. He told them that they were the people who had put Jesus to death, but God had raised Him to life again. For Christians, this proves that Jesus was not just a man but is Lord and Christ.</p>
REMEMBER IT	<ul style="list-style-type: none"> • Where were the Apostles when the Spirit came? • What did the Spirit sound like? • What did the Apostles see? • What were they able to do as soon as they were filled with the Holy Spirit? • Who overheard what was going on? • Which Apostle stood up and explained what had happened? • Who did Peter talk about? • What did Peter tell them to do about their sin? • Which gift would they receive if they did this? • Who has the Holy Spirit living inside them today?

A7 Story 2
Peter heals a lame man

	<p>We are learning that:</p> <ul style="list-style-type: none"> • The power of Jesus worked through Peter and John to heal the lame man. • Peter and John wanted to help the lame man. The Bible teaches that we should try to help others too. <p>Key Verse: Level 1 - Acts 3: 6, Level 2 - Acts 3: 16 Bible Passage: Acts 3: 1-16</p>
INTRODUCE IT	<ul style="list-style-type: none"> • Sensitive describe the lame man who couldn't walk but could only beg for money to buy food to keep himself alive. • You may have a pair of crutches you could show but explain that this man had to be carried there by his friends. • Use a simple drawing of a sad face to represent the man.
TEACH IT	<ul style="list-style-type: none"> • One day as Peter and John were going up to the Temple the lame man asked them for money (Acts 3: 1-5). Point out that they took time to stop with him. • Use Peter's words: "Silver or gold I do not have, but what I do have I give you. In the name of Jesus Christ of Nazareth, walk." (Acts 3: 6-7). Explain that silver and gold would only help a little bit - it couldn't fix the man's legs. Peter was able to offer the man something which would change his life completely. • Peter took his hand and helped him to his feet. Suddenly the man's legs and feet were strong. He was able to walk and jump for the first time in his life! He was full of praise to God and continued into the Temple with Peter and John (Acts 3: 8). Show a drawing of the happy face in contrast to the previous one. What would you have thought if you had been used to seeing the lame man begging every day? • Everyone was amazed at what had happened (Acts 3: 9-12). • Consider how we can follow Peter's example. Talk about helping others at a practical level. The Bible teaches that the most important thing we can share with others is the Good News about Jesus. • The lame man had a problem - not being able to walk. The Bible teaches that we have a problem too - sin. Jesus' power is able to take away our sin just as the man was freed from not being able to walk. • Ask the pupils to think of things that Christians like to praise God for. <p>Complete the Bibletime lesson.</p> <p>Show it: see FBI links in Appendix A - Peter heals a lame man.</p>
LEARN IT	<p>Teach and explain where necessary the Key Verse - Level 1 - Acts 3: 6, Level 2 - Acts 3: 16. If appropriate, the children could say the Key Verse as they walk, jump or hop on the spot.</p>
REMEMBER IT	<ul style="list-style-type: none"> • What time was it? • Where were Peter and John going? • How long had the man been unable to walk? • Where did he sit every day? • What did he ask Peter and John for? • Whose name did Peter use to heal the man? • What else did Peter do as well as speak to him? • Name three things the man was now able to do. • Where did he go after he was made better? • What can Jesus' power do in our lives?

A7 Story 3
Peter in prison

	<p>We are learning that:</p> <ul style="list-style-type: none"> • The first Christians faced opposition from the religious leaders who had crucified Jesus. • Christians love Jesus and want to obey Him, whatever the cost. <p>Key Verse: Hebrews 13: 6 Bible Passage: Acts 4: 1-22</p>
INTRODUCE IT	<ul style="list-style-type: none"> • As this story is the continuation of the previous one, it would be best to review a few basic facts at the outset. • Use the happy and sad face drawings as prompts. • How had the man been made able to walk? Ensure that children understand that it was by the power of Jesus.
TEACH IT	<ul style="list-style-type: none"> • After this, Peter and John preached about Jesus being alive and many people believed (Acts 4: 1-2, 4). But the men in charge of the Temple were angry about Peter telling the people that Jesus had risen. At once they arrested Peter and John and put them in prison (Acts 4: 3). Explain what this would have been like for them. • Next morning, they were brought out and questioned by a court (Acts 4: 5-7). Explain that a court is a group of people who decide whether someone is guilty of doing wrong. • Once again Peter was helped by the Holy Spirit to explain how the man had been healed (Acts 4: 8-12). The court found it hard to know what to do with Peter and John! They knew that a great miracle had happened but after discussing it, they made their decision and told Peter and John not to speak about Jesus again (Acts 4: 13-19). How would Peter and John feel about this? Could they obey? • Peter and John knew that it would be impossible not to speak about Jesus! (Acts 4: 20). They loved Jesus so much that they were determined to obey him. They knew they could count on God being with them no matter what happened. The Holy Spirit would help them. • The Bible teaches that Jesus wants us to love and obey Him too, however difficult that might be. <p>Complete the Bibletime lesson.</p> <p>Show it: see FBI links in Appendix A - Peter in prison.</p>
LEARN IT	<p>Teach and explain where necessary the Key Verse - Hebrews 13: 6. The children could be divided up into three groups to say a section each and all could repeat the reference. Do you think these words could have been a help to Peter and John? Explain that Christians can find encouragement in these words too.</p>
REMEMBER IT	<p>Do a True / False quiz with statements written out on card and put in a bag. Each statement is assigned a number of points (5 to 100). Have two teams.</p> <ul style="list-style-type: none"> • The police were very angry with Peter and John. • Peter and John spent a night in prison. • When they were released they were questioned by a court. • Peter told the court that Jesus' power had healed the man. • The Holy Spirit helped Peter and John to speak to the court. • Peter and John escaped from the court. • The court decided that Peter and John must not speak about Jesus. • Peter and John said they would obey the court.

A7 Story 4
Peter is set free

	<p>We are learning that:</p> <ul style="list-style-type: none"> • God gives His power and help to Christians so that they can do His work. • The Bible teaches that prayer is important in every situation we may face. <p>Key Verse: Either Acts 4: 31 or Matthew 6: 33 Bible Passage: Acts 4: 23-31</p>
INTRODUCE IT	<p>Talk about news that the pupils would like to share with friends or family - possibly it's exciting news about a trip they've been on or winning a competition. Or maybe they've been worried about something and sharing it with friends has helped.</p>
TEACH IT	<ul style="list-style-type: none"> • Peter and John had news to share with their friends (Acts 4: 23). Explain that the good news was they were out of prison, but the bad news was they had been told not to speak about Jesus! • Peter and John's friends made a wise decision to pray (Acts 4: 24-30). They knew that God was in control. He was much greater than the people who had tried to stop them. As they prayed, they remembered the amazing things that God had already done which showed His power. They asked God to give them courage and to do more miracles by Jesus' power (Acts 4: 29-30). • As soon as they prayed, God answered their prayers! (Acts 4: 31) Explain that the building shook because God was again showing them the power of the Holy Spirit who would be with them to help them as they spoke about Jesus. • Explain that we can pray to God when we have difficult things to do. • The Bible says that God hears and answers our prayers, and He will help us to put Jesus first, like the people in today's story. • With Level 2 children, you may wish to refer to Christians living in countries where others try to stop them from telling the good news about Jesus. Christians all over the world can pray that they will be given the courage to put Jesus first. <p>Complete the Bibletime lesson.</p> <p>Show it: see FBI links in Appendix A - Peter is released / set free.</p>
LEARN IT	<p>Teach and explain where necessary the Key Verse - Either Acts 4: 31 or Matthew 6: 33. In Matthew 6: 33 the word "seek" simply means put. The Kingdom of God means everything that is important to God and of course that includes Jesus.</p>
REMEMBER IT	<p>Base a quiz on all four stories from A7.</p> <ul style="list-style-type: none"> • Why did Jesus' disciples need the Holy Spirit? • What did the disciples see when the Spirit came? • Finish the Key Verse: "God has made this Jesus whom you crucified both _____ and _____." (Acts 2: 36) [Story 1] • Why was the man at the Temple begging for money? • How long had he been unable to walk? • Fill in the missing words in the Key Verse: "In the Name of Jesus Christ of Nazareth, _____." • What did this miracle prove to people about Jesus? • Why were Peter and John put in prison? • What did the court tell them not to do? • What happened when God answered the prayers of Peter and John's friends?

A8 Story 1
Peter helps Dorcas

	<p>We are learning that:</p> <ul style="list-style-type: none"> • Jesus' power was at work through Peter in healing Dorcas. • The Bible asks us to believe in Jesus as God's Son and Saviour of the world. <p>Key Verse: Acts 9: 42 Bible Passage: Acts 9: 36-43</p>
INTRODUCE IT	<ul style="list-style-type: none"> • Talk about ways in which we can help people who are in need by sharing what we have. Possibly use some visual aids to illustrate ways of doing this. • Introduce Dorcas as a very kind lady who loved Jesus. Dorcas showed her love for Jesus by spending her time helping others. She was good at sewing and making clothes for those who were poor.
TEACH IT	<ul style="list-style-type: none"> • One day Dorcas became very sick and died (Acts 9: 37). How would her friends have felt? • Two of the Christians went to find Peter who was in the nearby town of Joppa (Acts 9: 38-39). • Straight away, Peter came to Dorcas' home (Acts: 9: 40-41). Explain in detail how Peter first prayed, then spoke to her, took her hand and helped her to her feet. Dorcas was alive! Contrast the scene of happiness compared with what Peter had encountered when he arrived at first. Emphasise that this was a miracle which Peter could only do because the power of Jesus was working through him. • Many people believed in Jesus (Acts 9: 42). • Explain simply what it means to believe in Jesus - realising that He is God's Son, He is alive and has the power to take away our sins. The Bible teaches that believing in Jesus means that we are trusting completely in Him. <p>Complete the Bibletime lesson.</p> <p>Show it: see FBI links in Appendix A - Peter helps Dorcas.</p>
LEARN IT	<p>Teach the Key Verse - Acts 9: 42</p> <p>Who does "many" refer to? What made them believe in the Lord? Why does the Bible say it is important for us to believe in Jesus?</p>
REMEMBER IT	<ul style="list-style-type: none"> • Where did Dorcas live? • How did she help people? • Why did she help people? • How did people feel when Dorcas died? • Who went to find Peter? • What did Peter do when he knelt beside Dorcas' bed? • What did Peter say to Dorcas? • What did Peter do after he spoke to Dorcas? • What did many people do after Dorcas was brought to life? • Where is the Key Verse found?

A8 Story 2
Peter learns from God

	<p>We are learning that:</p> <ul style="list-style-type: none"> • Peter was obedient to doing what God asked him to do. • The Bible teaches that God loves everyone and wants them to know the Good News about Jesus. <p>Key Verse: John 3: 16 Bible Passage: Acts 10: 9-23</p>
INTRODUCE IT	<ul style="list-style-type: none"> • Talk about ways in which people from different countries are different - use photos or pictures if available. • Talk about differences of skin colour, hair, clothes, language, etc. • The Bible says that God made everyone. He wants every single person to learn about Himself and about His Son, Jesus.
TEACH IT	<ul style="list-style-type: none"> • While Peter was praying at Joppa (link with A8 Story 1) God taught Peter that He loves everyone (Acts 10: 9-16). There is no need to go into the detail of the vision. With Level 2 pupils, explain that this truth was difficult for Peter to grasp because he was a Jew and up until now he thought that it was only Jews who were important to God. Peter had to learn that everybody is special to God. • Three visitors arrived and invited Peter to go with them to Cornelius' home (Acts 10: 17-22). Explain that Cornelius was an important Roman soldier who was keen to learn more about God. Cornelius was from a different country so Peter would not usually have gone to visit someone like him. Explain how Peter knew that it was right for him to go (1) from what God had just taught him (2) from the Holy Spirit guiding him. • Peter travelled to Cornelius' home at Caesarea, 40 miles away (Acts 10: 23). Compare this distance with something which the children might be familiar with. This would have taken a whole day. Focus on Peter's obedience to God in making this journey. • The Bible teaches that God wants everyone to know that He loves them. He gave His Son to die on the cross so that <i>everyone</i> can be forgiven. • People who have already believed in Jesus want to tell others about Him, so that all people can know Him as their personal Saviour. <p>Complete the Bibletime lesson.</p> <p>Show it: see FBI links in Appendix A - Peter learns from God / Peter has a vision.</p>
LEARN IT	<p>Teach and explain where necessary the Key Verse - John 3: 16</p>
REMEMBER IT	<ul style="list-style-type: none"> • Who was Peter staying with? • What was Peter doing at midday? • What did God want Peter to know when He spoke to him? • How many men came to see Peter? • Who was Peter to visit? • What did Cornelius work at? • Why did Peter go to Cornelius' house? • How did God show that He loved everyone in the world? <p>Act It: The part of the story where the visitors arrive could be acted out and continued into Story 3.</p>

A8 Story 3
Peter and Cornelius

	<p>We are learning that:</p> <ul style="list-style-type: none"> • Cornelius was one of the first non-Jews (Gentiles) to believe in Jesus. • The Bible teaches that God is willing to forgive the sins of anyone who believes in Him. <p>Key Verse: Acts 10: 43 Bible Passage: Acts 10: 23-48</p>
INTRODUCE IT	<ul style="list-style-type: none"> • As this is the continuation of last week's story, it would be appropriate to use some of the quiz questions from Story 2 to revise the details. • Ask the pupils for some examples of important events in your community which brings people together to hear news.
TEACH IT	<ul style="list-style-type: none"> • Peter arrived at Cornelius' house (Acts 10: 24-33). Help the children to picture the scene - the crowded house full of Cornelius' family and friends, and everyone keen to see Peter. Cornelius wanted to treat Peter as a very special visitor, so he bowed down before him! Peter told him to stand up again because it wasn't right to bow to an ordinary man. Then Cornelius explained that God had told him to send for Peter. Notice how God had been preparing both of them for this meeting! • Peter's message (Acts 10: 34-43). Explain how Peter told them that God wants people from every nation to believe in Him. • Talk about the facts which he told them about Jesus and what Christians believe today - how Jesus did good things, healed people, was put to death and raised from the dead by God. He goes on to explain that Jesus will one day be Judge but most importantly He offers forgiveness of sins to those who believe in Him now. • The listeners' response (Acts 10: 44-48). The Holy Spirit helped the people understand what Peter had told them. They believed in Jesus and their sins were forgiven. • The Bible teaches that when we hear the Good News about Jesus, we should respond to Him as these people did. By believing in Him we too can have our sins forgiven. <p>Complete the Bibletime lesson.</p> <p>Show it: see FBI links in Appendix A - Peter and Cornelius</p>
LEARN IT	<p>Teach and explain where necessary the Key Verse - Acts 10: 43. Ask the pupils if they understand the meaning of the words: whoever, believe, forgiveness, sin.</p>
REMEMBER IT	<p>Instead of more quiz questions, it might be an idea to make a collage of faces to surround the Key Verse written in large writing. Each pupil could draw his / her face and add pictures of faces from all around the world. This would help to reinforce the truth about God's love that Peter had learned – that God loves everyone!</p> <p>Act It: As suggested in Story 2, this could be acted out.</p>

A8 Story 4
Peter is rescued

	<p>We are learning that:</p> <ul style="list-style-type: none"> • Peter's friends prayed for him. • The Bible teaches that God can choose to do wonderful things in answer to our prayers. <p>Key Verse: James 5: 16 Bible Passage: Acts 12: 1-19</p>
INTRODUCE IT	<ul style="list-style-type: none"> • Talk about using phones to speak to our friends or for asking for help from someone. Have a mobile phone as a visual aid. • Review the concept of prayer as talking to God. God doesn't (usually) speak back to us audibly, but He is always listening. He may choose to speak to us through something we have read or heard from the Bible or through a feeling He gives us. The important thing for Christians is that God answers prayer. • In today's story, a group of friends prayed about something important.
TEACH IT	<ul style="list-style-type: none"> • Peter in prison (Acts 12: 1-4). King Herod hated the followers of Jesus. James was put to death. Shortly afterwards, Peter was arrested and put in prison. Recall the previous time this had happened to Peter (Acts 5: A7 Story 3). • Peter's friends' prayers (Acts 12: 5). Discuss why this was the best thing to do. • Freed from prison (Acts 12: 6-10). It was the night before Peter's trial (explain how important the outcome of this trial would be). Peter was chained to two soldiers, but he was fast asleep. Tell how Peter was rescued by the angel with lots of drama and attention to detail, conveying amazement at what happened. Peter felt sure he was dreaming. • Peter at his friends' house. Once Peter was out on the street, he realised that God had rescued him. How would Peter be feeling now? Straight away he went to his friends' house (Acts 12: 11-17). Describe Rhoda answering his knock on the door and their reactions. Should they have been surprised? • Discuss situations when Christians pray to God. The Bible teaches that God always hears our prayers and will answer them in the way that He knows is best. • The Bible teaches that we should remember to thank and praise God when He answers our prayers. <p>Complete the Bibletime lesson.</p> <p>Show it: see FBI links in Appendix A - Peter is rescued / Peter in prison (again).</p>
LEARN IT	<p>Teach and explain where necessary the Key Verse - James 5: 16. This verse is telling us that prayer can really make a difference. God uses our prayers to do His work.</p>
REMEMBER IT	<ul style="list-style-type: none"> • Who had put Peter in prison? • Who had King Herod already put to death? • What was Peter doing when God sent an angel? • Why had Peter's friends come together? • What did the angel tell Peter to do? • How did Peter get through the prison gate? • How far did the angel walk with Peter before they parted? • Whose house did he go to? • Who found Peter at the door? • Why did Rhoda not open the door at first? <p>Act It: The part where Peter leaves prison could be acted out in pairs, one child as Peter and the other as the angel. An adult could provide a narrative incorporating actions for the children to follow.</p>

Level 3-4	A7 – LEVEL 3 Lesson 1 – The life of Jacob Topic – The deceiver	A7– LEVEL 4 Study 1 – The life of Jacob Topic – The deceiver
	<p>Bible Focus: Genesis 25: 21-34 & Genesis 27: 1-29</p> <p>Key Verse: Psalm 32: 1</p> <p>We are learning that:</p> <ol style="list-style-type: none"> 1. The Bible teaches that God will forgive us when we say sorry for our sin. 2. The Bible teaches that God wants to bless each of us. 	<p>Bible Focus: Genesis 25: 19-34 & Genesis 27: 1-41</p> <p>Key Verse: Romans 5: 8</p> <p>We are learning that:</p> <ol style="list-style-type: none"> 1. Cheating and lying often bring trouble and unhappiness. 2. The Bible teaches that God has a plan for everyone's life, even people like Jacob.
INTRODUCE IT	Discuss what is meant by temptation and make a list of situations where we are most tempted to lie. Also talk about what it means to be jealous and circumstances which can trigger this.	We have to live with the consequences of our actions. Relate this to your own life e.g. when did you or someone you know get into trouble, maybe even with the police because of cheating or lying? Consider why law-breaking should be punished.
COMPLETE IT	<p>Present the Bible Story</p> <p>Discuss and Explain:</p> <ol style="list-style-type: none"> 1. After Isaac prayed, Rebekah gave birth to twins, Esau was the eldest and Jacob the youngest. 2. There was favouritism in the home; Isaac loved Esau the hunter and Rebekah loved Jacob who preferred to stay at home. 3. Esau had been hunting and was hungry; Jacob was cooking a stew but would only give his brother some if he gave up his birthright. 4. A birthright was a special honour given to a firstborn son. It included a double portion of the family inheritance and the privilege of one day becoming the family's leader. 5. When Isaac was old, he wanted to give his blessing to his oldest son, Esau. Rebekah and Jacob however, plotted to deceive Isaac who was almost blind. Whilst Esau was hunting for food for Isaac, Rebekah and Jacob made a quick meal. They disguised Jacob as Esau and tricked Isaac into giving him his blessing. <p>Explain the Key Verse and encourage pupils to learn it.</p> <p>Complete Lesson 1.</p> <p>Show it: see FBI links in Appendix B - The Deceiver</p>	<p>Present the Bible Story</p> <p>Discuss and Explain:</p> <ol style="list-style-type: none"> 1. After Isaac prayed, Rebekah gave birth to twins; Esau was the eldest and Jacob the youngest. 2. Isaac favoured Esau the hunter and Rebekah favoured Jacob who preferred to stay at home. 3. Jacob showed how crafty and selfish he was by taking advantage of his brother's hunger. He demanded Esau's birthright in exchange for his stew. 4. Rebekah and Jacob took advantage of Isaac in his old age. He was almost blind and so was easily tricked into believing that Jacob was Esau. 5. Discuss this example of deceit and explain the importance of honesty. 6. When Esau returned he was very angry and pleaded with his father to give him a blessing, but it was too late. He had lost his birthright and his blessing. 7. Sadly, the story ends with bitter hatred between the two brothers. <p>Explain the Key Verse and encourage pupils to learn it.</p> <p>Complete Study 1.</p> <p>Show it: see FBI links in Appendix C - The Deceiver</p>
REVIEW IT	<p>Think about the sins Jacob committed in this lesson. What sins do people today ask forgiveness for? Think collectively and then privately.</p> <p>Make a graffiti board, or a spider diagram of the class replies. Read Psalm 32: 1-5 and consider how a Christian might be encouraged by these words.</p>	<p>Consider how Esau would have felt when he realised the deceit and lies of his brother and his mother.</p> <p>Think of times when you got into trouble because you lied or cheated. What can you learn from these experiences? How can you prevent this happening again?</p>
LIVE IT	<p>How does the lesson challenge Christians today? Discuss.</p> <p>Ask the pupils to write some things they feel sorry about on a piece of paper then rip it up and put it in the bin. If this is how God deals with sin, how should a Christian respond to God?</p>	<p>How does the lesson challenge Christians today? Discuss.</p> <p>Consider the plans that God had for Jacob and how Jacob wrongly went about trying to fulfil these plans. Read Jeremiah 29: 11, Proverbs 19: 21, Psalm 27: 14. What can Christians learn about God's timing and His purposes?</p>

Level 3-4	A7 – LEVEL 3 Lesson 2 – The life of Jacob Topic – The dreamer	A7 – LEVEL 4 Study 2 - The life of Jacob Topic – The dreamer
	<p>Bible Focus: Genesis 27: 41-46 & Genesis 28: 10-22</p> <p>Key Verse: Genesis 28: 16</p> <p>We are learning that:</p> <ol style="list-style-type: none"> 1. Even though Jacob had done wrong, God was still with him and loved him very much. 2. The Bible teaches that God loves everyone and is willing to forgive those who say sorry for their sin. 	<p>Bible Focus: Genesis 27: 41-46 & Genesis 28: 10-22</p> <p>Key Verse: Genesis 28: 16</p> <p>We are learning that:</p> <ol style="list-style-type: none"> 1. Even though Jacob had messed up, he had some amazing encounters with God who spoke promises into his life. 2. The Bible teaches that God is always ready to forgive those who are truly sorry.
INTRODUCE IT	<p>Christians believe that God is in control of our lives whatever we do! Think about how we communicate with other people and ask the pupils to list some ways that God could speak to us today.</p>	<p>Ask pupils to think of someone in the Bible who God gave a dramatic supernatural experience / surprise to. Do these sorts of things still happen today?</p>
COMPLETE IT	<p>Present the Bible Story</p> <p>Discuss and Explain:</p> <ol style="list-style-type: none"> 1. Esau thinks about killing Jacob after his father's death. Rebekah finds out about his plan and suggests that Jacob goes and stays with his Uncle Laban until Esau's anger has died down. 2. Isaac blesses Jacob and he sets out to go to Paddan Aram. 3. Jacob stops for the night and has a dream. He sees a stairway leading up to Heaven. Then God speaks to him, making promises to him about the land his family would inherit and also that He would be with him on his journey. 4. Jacob awakes and calls the place, Bethel, which means the House of God. 5. Jacob makes a promise to God. If God will look after him then Jacob would make the Lord his God! 6. Consider lessons that can be learnt from Jacob's time at Bethel. 7. Discuss and explain the idea of God's love to Jacob but not his sin. <p>Explain the Key Verse and encourage pupils to learn it. Complete Lesson 2.</p> <p>Show it: see FBI links in Appendix B - The Dreamer</p>	<p>Present the Bible Story</p> <p>Discuss and Explain:</p> <ol style="list-style-type: none"> 1. Esau was so angry that he thinks about killing his brother Jacob. Rebekah sends Jacob away in order to save his life. 2. Isaac blesses Jacob and he sets out to go to Paddan Aram. 3. Jacob stops for the night and has a dream. He sees a stairway leading up to Heaven. Then God speaks to him, making promises to him about the land his family would inherit and also that He would be with him on his journey. 4. Jacob awakes and calls the place, Bethel, which means the House of God. 5. Jacob makes a vow to God. If God will look after him then Jacob would make the Lord his God! 6. Discuss and explain the idea of God's love to Jacob but not his sin. <p>Explain the Key Verse and encourage pupils to learn it. Complete Study 2.</p> <p>Show it: see FBI links in Appendix C - The Dreamer</p>
REVIEW IT	<p>Work in small groups and discuss the significance of Hebrews 13: 5 in everyday life. Share ideas with the rest of the class.</p>	<p>Have you ever had a dream with a spiritual meaning? What meaning do you think it had? In what way did it help you in life? Consider how else God can speak to people today.</p>
LIVE IT	<p>How does the lesson challenge Christians today? Discuss.</p> <p>The Bible teaches that despite our continual sin God continues to show blessing. How should a Christian respond to this? Is it true that people often take advantage of God's forgiving nature?</p>	<p>How does the lesson challenge Christians today? Discuss.</p> <p>Try to find some further examples of spiritual dreams in the Bible and discuss their relevance today. Look in the Bible for four promises which God makes. Choose one and illustrate it.</p>

Level 3-4	A7 – LEVEL 3 Lesson 3 – The life of Jacob Topic – The disappointment	A7 – LEVEL 4 Study 3 – The life of Jacob Topic – The disappointments
	<p>Bible Focus: Genesis 29: 1-30</p> <p>Key Verse: Galatians 6: 7</p> <p>We are learning that:</p> <ol style="list-style-type: none"> 1. The Bible teaches that we reap what we sow. 2. Jacob's deceitful past resulted in difficult consequences. 	<p>Bible Focus: Genesis 29: 1-30 & Genesis 31: 1-21</p> <p>Key Verse: Galatians 6: 7</p> <p>We are learning that:</p> <ol style="list-style-type: none"> 1. The Bible teaches that we should treat others as we would like to be treated. 2. Jacob's treatment of Isaac and Esau resulted in him facing disappointment in his relationships.
INTRODUCE IT	<p>Talk about sowing and reaping in gardens, farms, etc. and explain that whatever seed is sown will produce the same crop. Talk about how our behaviour, good or bad, has consequences. We reap what we sow!</p>	<p>Talk about sowing and reaping in gardens, farms, etc. and explain that whatever seed is sown will produce the same crop. Talk about how our behaviour, good or bad, has consequences. Look at local news headlines for examples of sowing and reaping in today's society.</p>
COMPLETE IT	<p>Present the Bible Story</p> <p>Discuss and Explain:</p> <ol style="list-style-type: none"> 1. Jacob reaches Aram and meets shepherds who are providing water for their sheep. 2. Rachel, his cousin, comes to water her sheep and Jacob helps her. When she tells her father Laban that Jacob has come, he welcomes him into their home. 3. Jacob is promised that if he works for Laban for 7 years he can marry Rachel, who he has fallen in love with. 4. After the wedding, Jacob discovers that he has been tricked and he has been married to Leah, Rachel's sister. 5. Later he was also given Rachel to be his wife, but he had to work another 7 years for her. 6. Discuss how Jacob, the trickster, was reaping the results of his deceit years before in his own home. 7. Discuss all of the emotions Jacob may have felt at this time. How did he deal with his disappointment? <p>Explain the Key Verse and encourage pupils to learn it. Complete Lesson 3.</p> <p>Show it: see FBI links in Appendix B - The Disappointment</p>	<p>Present the Bible Story</p> <p>Discuss and Explain:</p> <ol style="list-style-type: none"> 1. Jacob reaches Aram and meets shepherds who are providing water for their sheep. 2. Rachel, his cousin, comes to water her sheep and Jacob helps her. When she tells her father Laban that Jacob has come, he welcomes him into their home. 3. Jacob is promised that if he works for Laban for 7 years he can marry Rachel, who he has fallen in love with. 4. After the wedding, Jacob discovers that he has been tricked and he has been married to Leah, Rachel's sister. How do you think he felt? 5. Later he was also given Rachel to be his wife and had to work another 7 years for her. 6. Discuss how Jacob, the trickster, was reaping the results of his deceit years before in his own home. 7. Later God tells Jacob to go back to his home country. God has blessed him, and he has large flocks and a large family. He doesn't tell Laban he is going away but flees when Laban is away from his home. 8. Think about Jacob's failures. Why did God continue to bless him? Does God still work in lives that are far from perfect? <p>Explain and encourage learning of the Key Verse. Complete Study 3.</p> <p>Show it: see FBI links in Appendix C - The Disappointment.</p>
REVIEW IT	<p>Using the examples from No.7 above, ask the pupils to create a wall display on how best to deal with disappointment.</p>	<p>Think of examples of sowing and reaping in people's lives, first in a negative way, then in a positive way. Write or sketch your responses trying to provide one of each.</p>
LIVE IT	<p>How does the lesson challenge Christians today? Discuss.</p> <ol style="list-style-type: none"> 1. Is it wrong to feel disappointed when things don't work out as planned? How should a Christian react in these circumstances? 	<p>How does the lesson challenge Christians today? Discuss.</p> <ol style="list-style-type: none"> 1. Jacob proved his love for Rachel by working a further 7 years for her. How can Christians prove their love for God?

Level 3-4	A7- LEVEL 3 Lesson 4 – The life of Jacob Topic – The discovery	A7- LEVEL 4 Study 4 –The life of Jacob Topic – The discovery
	<p>Bible Focus: Genesis 32: 1-21 & Genesis 33: 1-11</p> <p>Key Verse: 1 John 1: 9</p> <p>We are learning that:</p> <ol style="list-style-type: none"> The Bible teaches that with God's help it is possible to forgive people for wrong things they have done to us. The Bible teaches that God always forgives us when we repent and ask Him to. 	<p>Bible Focus: Genesis 32: 1-32 & Genesis 33: 1-17</p> <p>Key Verse: 1 John 1: 9</p> <p>We are learning that:</p> <ol style="list-style-type: none"> It was more important for Jacob to meet God than even his long lost brother. Even though an adult now, God still had new plans for Jacob's life.
INTRODUCE IT	<p>Remind pupils that Jacob is obeying God and returning to his home, but he is concerned about meeting Esau who years before had threatened to kill him. Consider whether Esau might be prepared to forgive him.</p> <p>List some of the emotions you might feel when you: a) don't forgive and b) do forgive.</p>	<p>Talk about what is involved in meeting a special person, and how we might prepare for that. After years of no contact with God, Jacob now meets with God. Jacob was never the same again, and he received help to go and meet with Esau.</p> <p>If possible, internet research "The End of the Spear" book or watch in DVD how Jim Elliott's wife forgave her husband's killers.</p>
COMPLETE IT	<p>Present the Bible Story</p> <p>Discuss and Explain:</p> <ol style="list-style-type: none"> Consider the reasons why Jacob was afraid to return home after many years. Jacob becomes even more afraid when he learns that Esau is coming to meet him with 400 men. Jacob does three things: 1) He divides his family into two hoping that at least one group will be safe (32: 7-8). 2) He prays (32: 9-12). 3) He sends gifts to Esau (32: 13-16). That night Jacob had a very strange experience meeting with God and seeking His blessing (32: 22-31). Jacob's fears were unfounded; Esau embraces him and seems to have forgiven him. Jacob introduces his family and persuades Esau to receive his gifts. Still he did not return to his father and deceives Esau once again by not returning immediately. Consider why Jacob doubted and did not accept God's promises. Discuss some common fears and explain that most fears don't actually happen, even though we spend a lot of time focusing on them. <p>Explain the Key Verse and encourage pupils to learn it. Complete Lesson 4.</p> <p>Show it: see FBI links in Appendix B - The Discovery.</p>	<p>Present the Bible Story</p> <p>Discuss and Explain:</p> <ol style="list-style-type: none"> Consider the reasons why Jacob was afraid to return home after many years. Jacob becomes even more afraid when he learns that Esau is coming to meet him with 400 men. Jacob does three things: 1) He divides his family into two hoping that at least one group will be safe (32: 7-8). 2) He prays (32: 9-12). 3) He sends gifts to Esau (32: 13-16). That night Jacob had a very strange experience meeting with God and seeking His blessing (32: 22-31). Jacob's fears were unfounded; Esau embraces him and seems to have forgiven him. Jacob introduces his family and persuades Esau to receive his gifts. Still he did not return to his father and deceives Esau once again by not returning immediately. Consider why Jacob doubted and did not accept God's promises. Think about the harm we do to ourselves and others when we don't forgive. <p>Explain the Key Verse and encourage pupils to learn it. Complete Study 4.</p> <p>Show it: see FBI links in Appendix C - The Discovery.</p>
REVIEW IT	<p>Ask the pupils to write a letter to God. What might they confess? What would they ask for? What would they give thanks for?</p>	<p>Consider what it means to meet with God:</p> <ol style="list-style-type: none"> When can that be done? How can it be done? Why can it be done?
LIVE IT	<p>How does the lesson challenge Christians today? Discuss.</p> <ol style="list-style-type: none"> Jacob lived in fear because of his past mistakes. What can a Christian do to let go of fear and to live a life of freedom? 	<p>How does the lesson challenge Christians today? Discuss.</p> <ol style="list-style-type: none"> Ask the pupils if they have had someone who failed to forgive them recently or has forgiven them. How did it make them feel?

Level 3-4	A8– LEVEL 3 Lesson 1 – Prayer Topic – What is prayer?	A8 – LEVEL 4 Study 1 – Being a Christian Topic – Learning about prayer
	<p>Bible Focus: Psalm 5: 1-8</p> <p>Key Verse: Psalm 5: 2</p> <p>We are learning that:</p> <ol style="list-style-type: none"> 1. Christians believe that prayer is special. 2. Prayer is talking and listening to God. 3. The Bible teaches that sometimes our prayers may be answered in ways we don't expect. 	<p>Bible Focus: Luke 11: 1-10 & Matthew 6: 5-15</p> <p>Key Verse: Luke 11: 9</p> <p>We are learning that:</p> <ol style="list-style-type: none"> 1. Christians recognise that prayer is a great privilege. 2. The Bible says we should pray often.
INTRODUCE IT	<p>Think about the problems of trying to get in touch with friends and family who are away - lack of phone signal, dead mobile phone battery, poor postal system, etc. For Christians, communicating with God is always possible. Ask for volunteers to say if they pray or not. What are their reasons?</p>	<p>Think about the problems of trying to get in touch with friends and family who are away. Consider the amazing fact that we can communicate directly with God. Think about the sort of things we should pray about. Think about whether pupils have had prayers answered. What was their reaction to answered prayer?</p>
COMPLETE IT	<p>Present the Bible Story</p> <p>Discuss and Explain:</p> <ol style="list-style-type: none"> 1. Consider who Christians are speaking to when they pray and think about some of the titles David uses in the Psalm. 2. Think about what time of day David prayed and discuss if this is still relevant today. 3. From the Psalm, discuss what could prevent God hearing our prayers. 4. Also, from the Psalm find what lessons we can learn which will help us prepare to speak to God in prayer. 5. David had a special relationship with God because he refers to 'My King and My God' in verse 2. How can someone have that special relationship? 6. Discuss what life would be like for a Christian without prayer. 7. What do people pray about? <p>Explain the Key Verse and encourage pupils to learn it.</p> <p>Complete Lesson 1.</p> <p>Show it: see FBI links in Appendix B - What is Prayer?</p>	<p>Present the Bible Story</p> <p>Discuss and Explain:</p> <ol style="list-style-type: none"> 1. On one occasion Jesus was praying and His disciples asked to be taught how to pray. 2. Consider who we are speaking to when we pray and think about the title Jesus used. 3. Jesus started the sample prayer with praise to God. What part of prayer should praise have? 4. Think about the THREE main requests that Jesus made in the sample prayer. 5. Read the parable that Jesus told (Luke 11: 5-10) and think about the main lesson concerning persistence in prayer that Jesus was teaching. 6. Think about the lessons Jesus taught about prayer in Matthew 6: 5-15. 7. Why do people pray more when things go wrong? 8. Why do people sometimes find prayer difficult? <p>Explain the Key Verse and encourage pupils to learn it.</p> <p>Complete Study 1.</p> <p>Show it: see FBI links in Appendix C - Learning about Prayer.</p>
REVIEW IT	<p>Are there circumstances and people who need our prayers?</p> <p>How often should a Christian pray? And for how long?</p> <p>Research the prayers of one other person in the Bible (e.g. Daniel) and the lessons that can be learnt from his / her prayer life.</p>	<p>Briefly talk about the FIVE aspects of prayer mentioned in Study 1 and ask pupils to work in groups to prepare prayers that contain all aspects.</p>
LIVE IT	<p>How does the lesson challenge Christians today? Discuss.</p> <p>Should you do more talking or listening in prayer? How can a Christian listen to God?</p>	<p>How does the lesson challenge Christians today? Discuss.</p> <p>Think about situations personally, in the family, in the local community, country and worldwide that Christians could pray for. Have the pupils seen answers to prayer?</p>

Level 3-4	A8- LEVEL 3 Lesson 2 – Prayer Topic – Does God hear our prayers?	A8 – LEVEL 4 Study 2 – Being a Christian Topic – Learning about the Bible
	<p>Bible Focus: Luke 18: 9 -14</p> <p>Key Verse: James 4: 6</p> <p>We are learning that:</p> <ol style="list-style-type: none"> 1. The Bible teaches that we can pray anywhere and at any time to God. 2. The Bible teaches that God wants us to be humble and honest in prayer. 	<p>Bible Focus: Acts 17: 10-14 & 2 Timothy 3: 14-17</p> <p>Key Verse: Psalm 119: 105</p> <p>We are learning that:</p> <ol style="list-style-type: none"> 1. Christians believe that it is important to read the Bible. 2. Christians believe that the Bible can be trusted because it is the Word of God.
INTRODUCE IT	Review the lessons learnt about prayer in Lesson 1. The Bible says that pride comes before a fall (Proverbs 16: 18). Consider what you think this means. Illustrate it either from a real life situation or a fictional one.	There are more Bibles in the world than any other book. Over the years countries have tried to ban it, burn it or even bury it but it has survived. Why do you think that this is the case?
COMPLETE IT	<p>Present the Bible Story</p> <p>Discuss and Explain:</p> <ol style="list-style-type: none"> 1. Jesus was teaching that we should pray and not give up (verse 1). 2. He was also explaining that those who were proud and lacked humility did not have the right attitude in prayer (verse 9). 3. Look at how many times the religious man (Pharisee) used the word "I". 4. Ask the pupils to describe the prayer and the attitude of the tax collector. 5. Contrast the different approaches to prayer these two men had. 6. Consider which man pleased God more and why. <p>Explain the Key Verse and encourage pupils to learn it. Complete Lesson 2.</p> <p>Show it: see FBI links in Appendix B - Does God hear our prayers?</p>	<p>Present the Bible Story</p> <p>Discuss and Explain:</p> <ol style="list-style-type: none"> 1. The Bible is, for the Christian, the most important book there is, but how can we be sure it is the truth? 2. The Bible Reading tells us that all Scripture is God-breathed, which means God inspired it. God cannot lie so we recognise that the Bible is true. 3. Many things that were predicted in the Old Testament actually took place - sometimes hundreds of years afterwards e.g. the references in the Old Testament to the birth of Jesus. 4. Around 40 different people wrote parts of the Bible spanning many centuries, but there is one main theme and message bringing a unity to the book. 5. Christians believe that reading the Bible and following its teaching can, with the help of the Holy Spirit, change people's lives. 6. No wonder the Bible is so important to so many people. Ask the pupils to consider how important the Bible is to them. <p>Explain the Key Verse and encourage pupils to learn it. Complete Study 2.</p> <p>Show it: see FBI links in Appendix C - Learning about the Bible.</p>
REVIEW IT	Ask the pupils to work in pairs to draw a poster of the tax collector and Pharisee. Include words to describe the attitude of the tax collector and the attitude of the Pharisee.	Think about the Key Verse and then draw a picture of a beam of light coming out of the sky. Below it, sketch or write some of the things Christians look for 'God's light'/guidance on e.g. a decision they need to make, help when feeling upset.
LIVE IT	<p>How does the lesson challenge Christians today? Discuss.</p> <ol style="list-style-type: none"> 1. What does the word 'proud' mean? Give examples of times when we display pride. 2. What does the word 'humble' mean? Give examples of how we can show humility. 	<p>How does the lesson challenge Christians today? Discuss.</p> <ol style="list-style-type: none"> 1. Think about some practical things that a Christian could put in place to make it easier to read the Bible.

Level 3-4	A8 - LEVEL 3 Lesson 3 – Prayer Topic – How should we pray?	A8 – LEVEL 4 Study 3 – Being a Christian Topic – Living for God
	<p>Bible Focus: Matthew 6: 5-15</p> <p>Key Verse: Matthew 6: 8</p> <p>We are learning that:</p> <ol style="list-style-type: none"> 1. The Bible teaches that we should pray regularly and not just when things go wrong. 2. Prayers do not have to be complicated or long. 3. The “Lord’s Prayer” is meant to help Christians structure their prayers. 	<p>Bible Focus: John 15: 1-17 & Galatians 5: 22-23</p> <p>Key Verse: John 15: 5</p> <p>We are learning that:</p> <ol style="list-style-type: none"> 1. Christians should become more and more like Jesus. 2. The secret is to stay close to Him as illustrated by the vine and its branches. 3. Christians need God’s touch in ‘pruning’ in order to produce more fruit.
INTRODUCE IT	<ol style="list-style-type: none"> 1. Review Lessons 1 & 2 and all that has already been learnt about prayer. Consider why so many find regular prayer difficult. 2. Are there advantages of praying out loud? 3. Are there advantages of writing down prayers to help with the right words? 	<ol style="list-style-type: none"> 1. Think about Christians who display lots of the fruit of the Spirit and discuss how their lives impact others. 2. The Bible teaches that God works in our lives to remove unhelpful and maybe sinful things, just as the gardener prunes a vine.
COMPLETE IT	<p>Present the Bible Story</p> <p>Discuss and Explain:</p> <ol style="list-style-type: none"> 1. Jesus taught about prayer in the Sermon on the Mount. 2. Why did Jesus say that prayer should be private? 3. Explain why just repeating prayers is not how Jesus wants us to pray. 4. Discuss why prayer is necessary if “The Father knows what we need before we ask Him”. 5. Think about the pattern of the Lord’s Prayer in terms of praise and prayer requests. 6. How important is it for Christians to believe that God will answer when they pray to Him? <p>Explain the Key Verse and encourage pupils to learn it. Complete Lesson 3.</p> <p>Show it: see FBI links in Appendix B - How should we pray?</p>	<p>Present the Bible Story</p> <p>Discuss and Explain:</p> <ol style="list-style-type: none"> 1. Explain the picture of the Father as the gardener, Jesus as the vine and Christians as the branches. 2. God wants to see fruitfulness in a Christian’s life, and this is best illustrated in Galatians 5: 22-23. Discuss examples with the pupils. 3. Think about how fruit trees look before and after pruning and why the process is vital to fruit production being higher. 4. Contrast with Galatians 5: 19-20 where there is the fruit of human nature with no working of the Holy Spirit and no faith in Christ. 5. Remind pupils that God’s purpose is that Christians should be more like Christ who displayed all the fruit of the Spirit in His life. <p>Explain the Key Verse and encourage pupils to learn it. Complete Study 3.</p> <p>Show it: see FBI links in Appendix C - Living for God.</p>
REVIEW IT	<p>Think about 1 Timothy 2: 1 and discuss various types of prayer. Why do you think Paul urges people to pray for each other and for our leaders in government?</p>	<p>Summarise the important lessons learnt in this study. Read John 15: 4-5 and discover the key to a fruitful life.</p>
LIVE IT	<p>How does the lesson challenge Christians today? Discuss.</p> <p>Prayer is not a passive thing but an active thing. “Prayer is to the Christian what breathing is to the body.” Discuss as a class what this means.</p>	<p>How does the lesson challenge Christians today? Discuss.</p> <p>Read Galatians 5: 22-23 again. Ask the pupils if they can think of anyone who displays these qualities in their life. What effect does possessing these qualities have on others?</p>

Level 3-4	A8– LEVEL 3 Lesson 4 – Prayer Topic – Does God answer prayer?	A8 – LEVEL 4 Study 4 – Being a Christian Topic – Giving to God
	<p>Bible Focus: 1 Samuel 1: 1-20</p> <p>Key Verse: 1 Samuel 1: 20</p> <p>We are learning that:</p> <ol style="list-style-type: none"> 1. Our prayers aren't always answered in the way we want, or as quickly as we wish. 2. The Bible teaches that God's answers and plans are always better than ours. 	<p>Bible Focus: Mark 12: 41-44 & Matthew 6: 1-4</p> <p>Key Verse: 2 Corinthians 9: 7</p> <p>We are learning that:</p> <ol style="list-style-type: none"> 1. The Bible teaches that we should give to God cheerfully, as an important aspect of our Christian lives. 2. Giving to God is not limited to money.
INTRODUCE IT	<p>Introduce Hannah and her situation. Create a wall display using pictures and words to show Hannah's feelings: BEFORE PRAYER (e.g. downhearted, unhappy, miserable, troubled, anguished) + AFTER PRAYER (e.g. thankful, grateful, happy, joyful).</p>	<p>In small groups, make a list of things the Bible says that God gives to us e.g. His love, Jesus, Eternal life, Holy Spirit, gifts/talents, strength etc. Discuss how we can show our gratitude for the things God gives us.</p>
COMPLETE IT	<p>Present the Bible Story</p> <p>Discuss and Explain:</p> <ol style="list-style-type: none"> 1. Briefly explain that Elkanah had 2 wives, Hannah and Peninnah. Peninnah had children but Hannah had none. Each year they would visit the House of the Lord for sacrifices and worship. 2. Hannah felt deeply troubled as she longed for a son. She was provoked by Peninnah, and this made her cry. 3. When Hannah prayed she promised God that if He gave her a son she would give him back to God to serve Him. 4. Eli thought Hannah was drunk as her lips were moving but her voice was not heard. He ordered her to put away her wine. She was however not drunk but praying earnestly. 5. Explain how God answered Hannah's prayer. 6. Think about how differently Hannah must have felt after she had prayed and left her concern with God. <p>Explain the Key Verse and encourage pupils to learn it. Complete Lesson 4. Show it: see FBI links in Appendix B - Does God answer prayer?</p>	<p>Present the Bible Story</p> <p>Discuss and Explain:</p> <ol style="list-style-type: none"> 1. Describe the situation in the Temple as Jesus watched people giving money. 2. Explain why the poor widow's offering was so different from the offerings of everybody else. 3. Why was Jesus so pleased with the lady's small offering? 4. What does this incident teach us about giving our time, talents, treasures to God? 5. Why does God instruct us to give in secret? 6. Think about the promise that God gives for those who give in secret. <p>Explain the Key Verse and encourage pupils to learn it. Complete Study 4. Show it: see FBI links in Appendix C - Giving to God.</p>
REVIEW IT	<ol style="list-style-type: none"> 1. Ask the pupils if they have ever felt really sad or troubled over something. 2. What makes people feel better in this situation? 	<p>Discuss: Why is it important to have the proper motives in relation to giving? (We belong to God, He has given us everything we have, God cares about how we use our talents/money/time.)</p>
LIVE IT	<p>How does the lesson challenge Christians today? Discuss. How can you encourage someone today? Would it benefit them to know that God cares and wants to carry their burdens?</p>	<p>How does the lesson challenge Christians today? Discuss. Research some more Bible verses about giving e.g. 'It is more blessed to give than to receive.' (Acts 20: 35) Do you think this is true?</p>

Appendix A - Level 0 & 1 Free Bible Images

	Title	Story Images
A7	Peter	Peter tells people about Jesus
		https://www.freebibleimages.org/illustrations/ndb-pentecost/
		https://www.freebibleimages.org/illustrations/lgr-peter-pentecost/
		Peter heals a lame man
		https://www.freebibleimages.org/illustrations/lgr-peter-lame-man/
		Peter in prison
		https://www.freebibleimages.org/illustrations/lgr-peter-lame-man/
		Peter is released / set free
		https://www.freebibleimages.org/illustrations/ls-timothy/
A8	Peter	Peter helps Dorcas
		https://www.freebibleimages.org/illustrations/ls-dorcas/
		https://www.freebibleimages.org/illustrations/cta-tabitha/
		Peter learns from God
		https://www.freebibleimages.org/illustrations/peter-cornelius/
		Peter and Cornelius
		https://www.freebibleimages.org/illustrations/peter-cornelius/
		Peter is rescued
		https://www.freebibleimages.org/illustrations/ls-peter-prison/

Appendix A - Level 2 Free Bible Images

	Title	Story Images
A7	Peter	Peter preaching
		https://www.freebibleimages.org/illustrations/lgr-peter-pentecost/
		https://www.freebibleimages.org/illustrations/gnpi-107-jesus-ascension/
		https://www.freebibleimages.org/illustrations/jesus-ascension/
		https://www.freebibleimages.org/illustrations/pentecost/
		Peter heals a lame man
		https://www.freebibleimages.org/illustrations/lame-beggar-healed/
		Peter in prison
		https://www.freebibleimages.org/illustrations/peter-john-arrested/
		Peter is released / set free
		https://www.freebibleimages.org/illustrations/peter-john-arrested/
		https://www.freebibleimages.org/illustrations/anv-early-church-unity/
A8	Peter	Peter helps Dorcas
		https://www.freebibleimages.org/illustrations/peter-dorcas/
		Peter learns from God
		https://www.freebibleimages.org/illustrations/peter-cornelius/
		Peter and Cornelius
		https://www.freebibleimages.org/illustrations/peter-cornelius/
		Peter is rescued
		https://www.freebibleimages.org/illustrations/lgr-peter-prison/

Appendix B - Level 3 Free Bible Images

	Title	Story Images
A7	The Life of Jacob	The Deceiver
		https://www.freebibleimages.org/illustrations/yo-jacob-esau/
		https://www.freebibleimages.org/illustrations/esau-jacob/
		https://www.freebibleimages.org/illustrations/jacob-deceives/
		The Dreamer
		https://www.freebibleimages.org/illustrations/jacob-dream/
		The Disappointment
		https://www.freebibleimages.org/illustrations/jacob-wedding/
		The Discovery
		https://www.freebibleimages.org/illustrations/jacob-returns/
		https://www.freebibleimages.org/illustrations/jacob-esau-reunited/
A8	Prayer	What is prayer?
		https://www.freebibleimages.org/illustrations/david-psalms/
		https://www.freebibleimages.org/illustrations/gnpi-036-lords-prayer/
		Does God hear our prayers?
		https://www.freebibleimages.org/illustrations/pharisee-tax-collector/
		How should we pray?
		https://www.freebibleimages.org/illustrations/gnpi-036-lords-prayer/
		Does God answer prayer?
		https://www.freebibleimages.org/illustrations/samuel-born/

Appendix C - Level 4 Free Bible Images

	Title	Story Images
A7	Jacob	The Deceiver
		https://www.freebibleimages.org/illustrations/esau-jacob/
		https://www.freebibleimages.org/illustrations/jacob-deceives/
		The Dreamer
		https://www.freebibleimages.org/illustrations/jacob-dream/
		The Disappointments
		https://www.freebibleimages.org/illustrations/jacob-wedding/
		https://www.freebibleimages.org/illustrations/jacob-returns/
		The Discovery
		https://www.freebibleimages.org/illustrations/jacob-esau-reunited/
A8	Being a Christian	Learning about Prayer
		https://www.freebibleimages.org/illustrations/gnpi-036-lords-prayer/
		https://www.freebibleimages.org/illustrations/jonah-disobeys/
		Learning about the Bible
		https://www.freebibleimages.org/illustrations/paul-thessalonica-berea/
		https://www.freebibleimages.org/illustrations/paul-ephesus-antioch/
		Living for God
		https://www.freebibleimages.org/illustrations/gnpi-088-vine-branches/
		Giving to God
		https://www.freebibleimages.org/illustrations/gnpi-088-vine-branches/
		https://www.freebibleimages.org/photos/lumo-widow-mite/



© Bible Educational Services 2022

www.besweb.com