


Teacher Lesson Plans

Bibletime Levels 0-4

A Series

A3 & A4



bes
bible educational services
www.besweb.com

Educational Services

Registered Charity UK (CIO No 1186004)

BES Mission:

Producing Bible lessons for intermediaries to present the truth of Jesus Christ to the next generation worldwide.

BES Vision:

To reach the next generation with our full curriculum in their own language by developing and supporting a global network of committed partners.

GENERAL INFORMATION

What Bible Educational Services does:

Bible Educational Services (BES) publish Bibletime, Bibletime Going Deeper (previously NewLife) and Gleaners Bible lessons in English and support Postal Bible Schools and similar organisations using BES lessons in the UK and overseas. We do this by visiting, networking, advising and training. BES is also currently working in partnership with groups in other countries who are involved in translation, design, publishing and distribution of lessons. Lessons must be provided free of charge to all students.

Bibletime lessons were first used in Southern Ireland over 50 years ago. Bible Educational Services maintain editorial responsibility for Bibletime Lessons in English and in all foreign languages. Bibletime lessons have been normally published in an A4 format which enables students in some areas, every four weeks, to send the lessons back to a Bible School Centre for marking. More recently, thanks to Every Home Crusade (Revival Movement) in Belfast, lessons for six months have been published in an A5 format, which has made usage in Churches and Schools much easier, especially where there is no effective postal system.

The BES lessons are unique in that they are prepared with home or group (Church / School) study in mind. They follow a planned syllabus which allows students to continue studying for up to 20 years. Five levels of lessons are available for specific age groups, Pre-school, 5-7's, 8-10's, 11-13's, 14-16's. There is a three-year syllabus for each age group. The age groups may vary according to different levels of ability. The Bibletime Resources allow children the opportunity to study the Bible and reflect on its relevance in the lives of people today.

Printed copies of the lessons are available in English from the BES website www.besweb.com or from the BES Office in Enniskillen. They are also available on the website in other languages. BES has documents which may be helpful to you if you are considering partnering with us, which are also available on the website.

BES Contact Addresses

BES Office (stockist of all English lessons):

37a Belmore Street, Enniskillen, Northern Ireland, BT74 6AA

Phone: 02866 322462

Email: info@besweb.com

website: www.besweb.com

LESSON PLANS FOR TEACHERS

Teacher Lesson Plans are produced to equip Teachers using Bibletime lessons with suggestions and ideas for classroom study. In this booklet they are designed for use with Levels 0-4.

Each lesson plan follows the same Bible reference as the Bibletime lesson and are designed to be used on a weekly basis. The April lessons are specific to the Easter story and the December lessons are based on the birth of Jesus at Christmas.

Normally the classroom Teacher will work through the monthly A4 lesson each week with the class. They are free to allow time for independent study if this is appropriate. At the end of the month the Teacher will collect the lesson and do the necessary marking, returning the marked lessons as soon as possible to the pupils.

PREPARATION FOR TEACHERS

Teachers should feel free to use their own ideas and initiatives when using the Bibletime lessons, adapting them as appropriate to their particular pupils. These are suggestions which may help in the use of this Resource:

- **Be familiar with the story** - Teachers should be as familiar as possible with the Bible Story and also with the Bibletime lesson that accompanies it. Ideally, the Bibletime lesson should be completed by the Teacher before the lesson. The Lesson Plans for each lesson should also be carefully considered as a planning aid for the lessons.
- **Understand the lessons to be learned** - At the top of each lesson plan you will notice the words 'We are learning that', followed by some learning intentions. The children will hopefully have grasped these points after listening to the Teacher's presentation and completing the Bibletime lesson.
- **Introduce it** - With all lessons, we start where the children are with their own experience of the situation. We have suggested various ways that might be used to introduce the story to enable the children to be interactive in discussing the starting point of the story.
- **Teach It** - We have given the Key Points in the story. Teachers should not have to refer to these when actually teaching the story, but they are a useful guide. Aim to teach it in an interesting and inspiring way! Help the children to understand the main points by grasping their attention - use the appropriate tone and ask questions to test their learning.
- **Show it** - We appreciate that in some situations, visuals will be very difficult to obtain but wherever possible it is important to focus on pictures or objects to help in the understanding of the story. In most lessons we have given the information about pictures from www.freebibleimages.org (FBI) which are downloadable from their website. These direct links to the story / study are available in Appendix A, B or C at the back of the booklet.
- **Learn It** - There is a Key Verse attached to each story. Hearing and learning these verses should enable pupils to increase their knowledge of Biblical vocabulary.
- **Complete It** - In a school situation you will be aware of the abilities of children to complete worksheets and the amount of Teacher support required. For some, it will be a requirement that the Teacher reads over the text of the lesson as the children follow what is now a familiar narrative. Other children may be able to read the text independently. Whatever the approach, try to make the lesson enjoyable, and remember to praise the pupils' efforts.
- **Review it** - We have suggested possible quizzes, games, art and drama to assist learning, and as a means of revising the story.
- **Live it** - This section carries the heading 'How does the lesson challenge Christians today?' and also some suggestions of possible group work and individual responses to the challenge of the lesson.



NAME:

B.E.S.


This cloud character is based on **Exodus 13: 21-22** and is a symbol of God's presence. He is a source of wisdom throughout the Bibletime stories, as he guides and teaches the character 'Q' about God. He's a gentle, friendly character who encourages us all to study God's Word, the Bible, in a deep and meaningful way.



NAME:

Q


Q is an inquisitive and deep thinking character. He has lots of questions and is brave enough to ask them. He looks to his friends B.E.S. and Beam as wise and encouraging mentors, to help him find answers. In so doing, he helps us all to discover an even greater friend, Jesus.



NAME:

PAUSE

Pause is a happy, cheerful character. He does not speak but his presence indicates a time to pause, so that we can reflect on what has been discovered up to that point. Pause also reminds us to attempt the activity or questions after careful thought.



NAME:

BEAM

This lightbulb character is linked to Psalm 119: 105. He is 'shining his light' for Jesus. Alongside B.E.S., he helps Q and us to understand the Bible as God's instruction manual. He shows us how to live in relationship with God, fellowship with others and as witnesses to the truth of the Gospel.

Bibletime Syllabus

	LEVEL 0 (Pre-School) LEVEL 1 (Ages 5-7) LEVEL 2 (Ages 8-10)	LEVEL 3 (Ages 11-13)	LEVEL 4 (Ages 14+)
STARTER SERIES	Introduction – BES & Friends	Introduction – BES & Friends	Introduction – BES & Friends
SERIES A	1. Creation 2. Noah 3. Peter 4. Peter - The Cross 5. Abraham 6. Abraham 7. Peter 8. Peter 9. Jacob 10. Early Christians 11. Paul 12. The Christmas Story	1. Creation 2. Noah 3. Peter 4. Peter - The Cross 5. Peter 6. Abraham 7. Jacob 8. Prayer 9. Paul 10. Paul 11. Paul 12. The Christmas Story	1. Creation & Fall 2. Early developments - Genesis 3. Peter 4. Peter - The Cross 5. Peter 6. Abraham 7. Jacob 8. The Christian Life 9. Paul 10. Paul 11. Paul 12. The Christmas Story
SERIES B	1. Early Life of Christ 2. Miracles 3. Bethany 4. The Cross 5. Parables 6. Joseph 7. Joseph 8. People Jesus met 9. Moses 10. Moses 11. Moses 12. The Christmas Story	1. Parables 2. Miracles 3. Bethany 4. The Cross 5. Early Christians 6. Joseph 7. Joseph 8. Gospel Writers 9. Moses 10. Moses 11. Moses 12. The Christmas Story	1. Parables 2. Miracles 3. Bethany 4. The Cross 5. Early Christians 6. Jacob & his family 7. Joseph 8. Acts 2: 42 - The way ahead 9. Moses 10. Moses 11. The Law 12. The Christmas Story
SERIES C	1. Daniel 2. More Miracles 3. People Jesus met 4. Death of Christ 5. Ruth & Samuel 6. David 7. David 8. Joshua 9. Elijah 10. Elisha 11. Jonah 12. The Christmas Story	1. Daniel 2. People Jesus met 3. More Miracles 4. Death of Christ 5. Ruth 6. Samuel 7. David 8. Joshua 9. Elijah 10. Elisha 11. Men used by God - OT 12. The Christmas Story	1. Daniel 2. The sayings of Jesus 3. The Lord's Power 4. Death of Christ 5. Ruth 6. Samuel 7. David 8. Joshua 9. Elijah 10. Elisha 11. More OT Characters 12. The Christmas Story

A3 Story 1
Jesus calls Peter

	<p>We are learning that:</p> <ul style="list-style-type: none"> Jesus needed helpers to work with Him and to carry on His work in the future. The Bible teaches that to be His helpers, Christians must follow Jesus and obey Him. <p>Key Verse: Matthew 4: 19 Bible Passage: Matthew 4: 18-20</p>
INTRODUCE IT	<ul style="list-style-type: none"> Talk to the pupils about friends. Where did they first meet their friends? Why is it a good thing to have friends? What sort of friends are good to have? (Suggestions might include kind, helpful, reliable, truthful, trustworthy, dependable.) Explain that Jesus had good friends too and today we are going to learn about some of them. Set the scene – a big lake called the Sea of Galilee surrounded by hills. Fishermen worked here catching fish. Describe how they would have done this - out in their boats very early in the morning, all weather conditions, paper charts/maps, throwing out their nets, mending their nets when they were broken - everything was done by hand, no machines to help them. It was hard work!
TEACH IT	<ul style="list-style-type: none"> Jesus calls Peter and his brother Andrew (Matthew 4: 18-19). Peter and John had met Jesus before and knew how important He was. Now Jesus wanted them to leave their fishing and come with Him and help Him in His work. Use the actual words Jesus used and explain that their new job would be “fishers of men” - to bring other people to know Jesus. What a special job Jesus had invited them to do! Peter and Andrew’s response (Matthew 4: 20). They knew straight away that this was the right thing to do. They showed their willingness by going with Jesus immediately. Ask the children for an example of when they have been asked to do something and have obeyed immediately! Explore how Peter and Andrew would have been feeling - excited, happy and special because Jesus had chosen them. Explain that now they were Jesus’ disciples. This means that they were prepared to follow Him wherever He went, learn from Him and obey Him. Jesus calls James and John (Matthew 4: 21, 22). Later on that day, Jesus called two more fishermen and they too followed Him (Level 2). The Bible tells us that Jesus wants each of us to be His followers. If we become His followers He can use us in His work. Like the fishermen in the Bible story, Christians need to obey His words. Where do we find His words? - written in the Bible! Perhaps show a Bible with Jesus’ words written in red to the class. <p>Complete the Bibletime lesson.</p> <p>Show it: see FBI links in Appendix A – Jesus calls Peter.</p>
LEARN IT	<p>Teach the Key Verse, Matthew 4: 19 checking that the children understand “fishers of men”. The Bible verse teaches us that Jesus told Peter and Andrew to leave their fishing business and “fish for people” instead – this means to help others to believe in God and become Christians.</p>
REMEMBER IT	<ul style="list-style-type: none"> How many fishermen did Jesus call altogether? Where did they work? Who was Andrew’s brother? What did Jesus promise they would become? What did Peter and Andrew leave behind when they went with Jesus? How did Peter and Andrew show that they wanted to be Jesus’ disciples? Name the second pair of brothers who followed Jesus? What were James and John doing when Jesus came along? Who was in the boat with them? Where do we read Jesus’ words?

A3 Story 2
Jesus helps Peter

	<p>We are learning that:</p> <ul style="list-style-type: none"> • Jesus' power made an impact in Peter's life. • The Bible tells us that Jesus is God's Son and He wants us to follow Him, as Peter did. <p>Key Verse: Luke 5: 10 Bible Passage: Luke 5: 1-11</p>
INTRODUCE IT	<ul style="list-style-type: none"> • Ask the pupils to think of things they are good at doing. Remind them that we all have different skills and abilities. • Peter was good at fishing. He had been a fisherman for a long time. But in today's story, Peter learned that he needed to obey Jesus' instructions to be successful! (You may need to explain that Peter is sometimes called Simon or Simon Peter.)
TEACH IT	<ul style="list-style-type: none"> • Remind the children of the setting from the previous lesson. In today's story, Jesus used Peter's boat and taught the people God's Word (Luke 5: 1-3). • Jesus' command to Peter - Jesus told Peter to go out into the deeper water, let down the nets and catch some fish (Luke 5: 4-5). Explore Peter's feelings about this. • The big catch (Luke 5: 6, 7) - Convey the contrast with the night before and the extent of the catch. This was a miracle! The Bible teaches that the creator of the fish (God) was there with Peter in the boat and it was His power that brought the fish to Peter's net. • Peter's reaction (Luke 5: 8, 9) - Peter was astonished. Explain that Peter realised in a new way who Jesus was. He was not an ordinary man like Peter. He was all-powerful. Compared to Jesus, Peter knew just how sinful he was. • Peter's new job (Luke 5: 10) - Jesus told Peter that from now on he would be fishing for people! Check that the pupils understand this concept which was in last week's story. Now Peter knew that Jesus had something far more important for him to do so he left everything and followed Jesus (Luke 5: 11). • The Bible teaches that Jesus wants us to recognise His greatness and power. Christians believe that when they choose to obey and follow Jesus, He is with them, guiding them in their lives. <p>Complete the Bibletime lesson.</p> <p>Show it: see FBI links in Appendix A – Jesus helps Peter.</p>
LEARN IT	<p>Teach and explain where necessary the Key Verse - Luke 5: 10</p> <p>In this verse we learn not to be afraid. Jesus cared about Peter's day to day routine and called him away from fishing for fish, to fishing for people – teaching people about God. The Bible teaches that Jesus calls us to follow Him – it is our choice whether to follow Him or not. Peter chose to follow Jesus.</p>
REMEMBER IT	<ul style="list-style-type: none"> • What did Jesus use that belonged to Peter? • What did Jesus ask Peter to do after He had finished speaking to the crowd? • When had Peter last been fishing? • How did Peter cope with the big catch of fish? • What is the name for a special act which Jesus can do because He is the Son of God? • Why did Peter fall down on his knees before Jesus? • Who else was amazed by the big catch of fish? • What did Jesus tell Peter he would do from now on? • What did Peter and his friends do at the end of the story? <p>Display it: Ask each child to draw one fish and cut it out. All the fish could then be displayed together and a caption added to remind the children of the story e.g. Jesus helped Peter catch lots of fish.</p>

A3 Story 3
Jesus calms the storm

	<p>We are learning that:</p> <ul style="list-style-type: none"> • Jesus was able to calm the storm because the Bible says He is the Son of God. • Christians believe that the Bible is the Word of God. <p>Key Verse: Matthew 8: 27 Bible Passages: Matthew 8: 23-27 / Mark 4: 35-41</p>
INTRODUCE IT	<ul style="list-style-type: none"> • Talk about the weather. Ask the pupils if they have ever seen it change very quickly; have they ever got caught in heavy rain? • Talk about how weather affects sailing and the impact of high winds. In today's story Jesus and His disciples were sailing across the Sea of Galilee.
TEACH IT	<ul style="list-style-type: none"> • A calm start - describe the peaceful scene, soon Jesus was asleep (Matthew 8: 23, 24). • The storm - suddenly a terrible storm started, and the disciples panicked (Matthew 8: 24). Describe the scene vividly - the noise, the waves coming into the boat, the attempts to bail out the water. • The disciples' fear - explain that they were very frightened because they thought they were going to drown. Quickly they wakened Jesus and asked Him to save them. Use their actual words (Matthew 8: 25). Jesus was disappointed that the disciples had not been able to have faith in Him. Explain that having faith means trusting in Him (Matthew 8: 26a). • Jesus' power - Then Jesus stopped the storm (Matthew 8: 26b and Mark 4: 39). Emphasise that the storm stopped instantly and completely! • The disciples' amazement (Matthew 8: 27) - Explain that when they saw Jesus' power over the wind and waves, they realised that He was different from them. • Ensure that the pupils understand why Jesus was able to calm the storm. The Bible teaches that Jesus has power over everything in our world, including the weather. Encourage the children to think of situations when Christians need to trust in Jesus and realise that He is in control. <p>Complete the Bibletime lesson.</p> <p>Show it: see FBI links in Appendix A – Jesus calms the storm.</p>
LEARN IT	<p>Teach and explain where necessary the Key Verse - Matthew 8: 27.</p> <p>The Bible teaches that Jesus can control the forces of nature – the wind and the rain and the seas. Jesus had the power to calm the storm; in the same way He has the power to help Christians deal with their problems if they ask Him.</p>
REMEMBER IT	<ul style="list-style-type: none"> • Where does this story take place? • Who got into the boat first? • What did the waves do when the storm came? • What was Jesus doing when the storm started? • Why did the disciples waken Jesus? • Why was Jesus disappointed with them? • Which two things did Jesus stop? • Where is the Key Verse found? • Why could Jesus calm the storm, but none of His disciples could? • Who can Christians today rely on in times of trouble? <p>Act it: This narrative lends itself well to drama with 12 disciples sitting in a boat formation; others can make the sound effects of the storm. An adult leader can read the narrative as the children improvise with the various actions and speak the appropriate words.</p>

A3 Story 4
Jesus saves Peter

	<p>We are learning that:</p> <ul style="list-style-type: none"> • Jesus saved Peter in response to his cry for help. • The Bible teaches that Christians need to trust in Jesus in order to be saved. <p>Key Verse: Matthew 14: 33 Bible Passage: Matthew 14: 22-33</p>
INTRODUCE IT	<ul style="list-style-type: none"> • Explain that as you spend time with a person you get to know them better. You could help the pupils recall what Peter has learned about Jesus so far. • Record the pupils ideas on the board e.g. The Bible says Jesus is the Son of God, He can do miracles, He has power over the sea. • In today's story Peter learned more about Jesus.
TEACH IT	<ul style="list-style-type: none"> • The disciples set off in a boat while Jesus went to pray on his own (Matthew 14: 22-23). Explain the importance of prayer in Jesus' life – He was speaking to His Father, God. • The storm (Matthew 14: 24). Recall the storm in last week's story and describe this one. Jesus could see that the disciples were in trouble, so he walked out on the water to them in the middle of the night (Matthew 14: 25 – 27). Describe what the disciples thought and felt. Note Jesus' words of encouragement. • Peter's request. Peter wanted to be sure it really was Jesus, so he asked Jesus to invite him to walk on the water too! Jesus said "Come" so Peter got out of the boat and started to walk towards Him (Matthew 14: 28 – 29). All went well until Peter took his eyes off Jesus and noticed the size of the waves. He started to sink! • Jesus saves Peter. Use Peter's words to tell how he immediately called out to Jesus to save him (Matthew 14: 30 – 32). Then they both got into the boat and the storm stopped. Describe the disciples' reaction at what had happened (Matthew 14: 35). • Peter needed to be saved from drowning. Christians believe they need to be saved from the sin in their lives, and only Jesus can do that. The Bible tells us that Jesus took the punishment for sin when He died on the cross. <p>Complete the Bibletime lesson.</p> <p>Show it: see FBI links in Appendix A – Jesus saves Peter.</p>
LEARN IT	<p>Teach and explain the Key Verse - Matthew 14: 33</p> <p>Explain what worshipped means. The disciples were amazed and filled with joy at what they had learned about Jesus. Explain that for people everywhere who love Jesus, this is a wonderful statement which they can say from their hearts.</p>
REMEMBER IT	<p>The quiz could be based on all the stories in A3. If you have some card you could draw some different sized fish. On answering a question, children select or catch a fish from a display at the front. Each fish has a number of points written on it. Have two teams and add up the points for each one.</p> <ul style="list-style-type: none"> • Where did all these stories take place? • Finish the verse: "Come follow me and I" • To whom did Jesus say these words? • What did Peter do when he saw the large catch of fish? • What new job did Jesus give to Peter? • Why did Jesus go up into the hills? • What made the disciples very afraid? • What did Peter learn about Jesus in this story?

A4 Story 1
Peter falls asleep

	<p>We are learning that:</p> <ul style="list-style-type: none"> • Jesus made prayer (talking to His Father) a priority. • The Bible says that it is important for Christians to pray. <p>Key Verse: John 15: 14 Bible Passage: Matthew 26: 36-46</p>
INTRODUCE IT	<ul style="list-style-type: none"> • Talk about things which children find difficult, e.g. running the last part of a long race, listening and concentrating for a long time, staying awake for some special event when it gets late. • In today's story, Jesus needs some special support from His friend Peter. Let's find out if Peter was able to do what Jesus asked him to do!
TEACH IT	<ul style="list-style-type: none"> • Explain the background to this story. Jesus knew that it would soon be time for Him to die on the cross. Already He had eaten supper with His disciples for the last time. Jesus often prayed to His Father and knew how important it was to pray on this occasion about what lay ahead. He brought His disciples to a garden where He often prayed. Tonight, He wanted His three special friends, Peter, James and John to be watching and praying close to Him. • Jesus gave instructions to Peter, James and John to stay awake and pray (Matthew 26: 36-37). Jesus then went a little further and prayed to his Father. Explain how Jesus was feeling. His prayer showed that He wanted to please His Father in everything (Matthew 26: 38-39). After an hour, Jesus found Peter and the others sleeping. Talk about how disappointed He was (Matthew 26: 40-41). • Jesus prayed for a second time and again found His friends asleep (Matthew 26: 42-43). • Jesus prayed for a third time and came back to find them asleep again. Discuss how Peter and the others had let Jesus down. They had also failed to pray for themselves at this difficult time when they needed to pray (Matthew 26: 44-45). • At that moment Jesus' enemies arrived to arrest Him (Matthew 26: 45b-46). • The Bible tells Christians that it is very important for them to pray to God as it helps them draw strength from Him and enable them to overcome temptation. • Peter and the others failed to obey Jesus' command to "watch and pray" but the Bible says that Jesus wants Christians to obey His commands. • The Bible teaches that Jesus prayed and was given strength to go to the cross and give His life for us. <p>Complete the Bibletime lesson.</p> <p>Show it: see FBI links in Appendix A – Peter falls asleep.</p>
LEARN IT	<p>Teach and explain the Key Verse - John 15: 14. The Bible tells us in this verse that Jesus calls Christians His friends, rather than servants. Sometimes Christians can be disliked in the world, but the Bible says that Jesus will love, support and be their friend.</p>
REMEMBER IT	<ul style="list-style-type: none"> • Where did Jesus pray? • Which disciples did He want to pray with Him? • What was Jesus praying about? • How was Jesus feeling as He prayed? • How long did Jesus pray for the first time? • Why could the disciples not pray? • How many times did Jesus ask them to pray? • What happened after Jesus finished praying? • Where is the Key Verse found? • What does Jesus call us if we obey Him?

A4 Story 2
Peter has a fight

	<p>We are learning that:</p> <ul style="list-style-type: none"> The Bible tells us that Jesus allowed Himself to be captured and put to death for us. Christians can rely on God to help them deal with anger in difficult situations in their lives. <p>Key Verse: Ephesians 4: 26 Bible Passage: Matthew 26: 47-56</p>
INTRODUCE IT	Review the previous story about what happened in the garden. Peter and his friends hadn't prayed as Jesus had asked them to. Now there were more difficult times to face. What would they do next?
TEACH IT	<ul style="list-style-type: none"> Set the scene for this incident. It was dark and quiet ... but suddenly there were heavy footsteps of armed soldiers. What would Peter and his friends be feeling now? Suddenly Judas stepped out of the crowd of enemies and came over and kissed Jesus. Explain who Judas was and that this was his way of letting the soldiers know which man Jesus was. Explain what "betrayed" means - breaking of trust, be disloyal, hand over, let down or inform on (Matthew 26: 47-50). When Peter realised that Jesus was being captured, he became very angry and tried to defend Jesus by attacking one of the men in the crowd (Matthew 26: 51). It is easy for us to lose our temper and get angry as Peter did. Immediately Jesus told Peter to put away his sword. Explain that Jesus did not need Peter to defend Him. Jesus knew that what was happening was all part of God's plan and He was willing to allow His enemies to arrest Him and put Him to death. Convey the contrast between Jesus' and Peter's reaction. Jesus was calm, having prayed to His Father. Peter, who failed to pray, was not behaving as Jesus would have wanted Him to and became angry (Matthew 26: 52-56). The terrified disciples deserted Jesus and ran away. Discuss why they did this (Matthew 26: 56b). Only Peter tried to follow Jesus, but at a safe distance in case he got arrested too! Help the pupils to visualise how Peter would do this without being discovered (Matthew 26: 58). Explain that Christians can pray to God and ask Him to help them not to show anger but to be self-controlled. The Holy Spirit who lives in the life of a Christian can give power to behave in the right way. Talk about how the outcome to a specific scenario would be different if we didn't react by becoming angry or fighting. <p>Complete the Bibletime lesson.</p> <p>Show it: see FBI links in Appendix A – Peter has a fight.</p>
LEARN IT	<p>Teach and explain the Key Verse - Ephesians 4: 26.</p> <p>Explain that the Bible doesn't tell us that we shouldn't feel angry, but it points out that it is important to handle our anger properly. Anger can hurt others, destroy friendships and cause us to become sad. So talk to the person who has hurt you, and sort it out. Christians also talk to God about their feelings in prayer.</p>
REMEMBER IT	<ul style="list-style-type: none"> Who came to the garden with Jesus' enemies? How did Judas show them who Jesus was? What did Peter reach for when Jesus was captured? Which part of the man's body did Peter cut off? What did Jesus tell Peter to do? How can a Christian overcome anger? What did the disciples do when Jesus was arrested? Who tried to follow Jesus at a distance? <p>Act it: The children could act out one or two situations where someone becomes angry. Discuss as a class how the situations should be dealt with.</p>

A4 Story 3
Peter lies about Jesus

	<p>We are learning that:</p> <ul style="list-style-type: none"> • Sometimes we are not very brave and let our friends down. • The Bible teaches that when Christians let Jesus down, He is willing to forgive us. <p>Key Verse: Psalm 51: 7 Bible Passage: Matthew 26: 69-75</p>
INTRODUCE IT	<ul style="list-style-type: none"> • Talk about how we recognise people by their voices. If the pupils have experience of using a phone, they may know who is speaking without being told. Talk about how accents make voices sound different – you may be able to give a few examples from the country you are in. • Connect with last week's story – remind the children about Jesus being arrested and how the disciples had run away. Peter, however, wanted to know what would happen to Jesus.
TEACH IT	<ul style="list-style-type: none"> • Peter went as far as the courtyard of the High Priest's house (Matthew 26: 69a). Explain that the courtyard was outside the actual house. If possible, use an example of a courtyard in any building familiar to the children. Set the scene – a cold night, the fire, the guards and servants who would also have been there. • A servant girl recognised Peter and told the others that Peter had been with Jesus. Peter said that he didn't know what the girl was talking about (Matthew 26: 69b - 70). Enable the children to see that Peter had told a lie. Of course, he had been with Jesus! Explore the reasons why Peter had not told the truth. • After Peter moved out to the gateway, he was noticed by another girl. Again, Peter said he didn't know Jesus (Matthew 26: 71 - 72). Level 2: explain the word "denied" – Peter rejected or refused knowing Jesus or that they were friends. • A little later, someone else commented that Peter spoke like one of Jesus' followers. Peter was from Galilee, as was Jesus and His other followers. Link this information with what you talked about in 'Introduce It'. Describe how annoyed and frightened Peter was and how he denied Jesus for a third time. • The rooster crowed, and Peter remembered what Jesus had said earlier (Matthew 26: 34). Explain why Peter was so upset (Matthew 26: 74b - 75). • Explain that Peter had made a mistake. He hadn't been brave enough to say he was a follower of Jesus and had told lies instead. All of us make mistakes. • There are times when we let Jesus down by what we say and do. The Bible says that Jesus is willing to forgive us for the wrong we have done. He is able to do that because He died on the cross for our sins. <p>Complete the Bibletime lesson.</p> <p>Show it: see FBI links in Appendix A – Peter lies about Jesus.</p>
LEARN IT	<p>Teach and explain the Key Verse - Psalm 51: 7.</p> <p>Explain that this is a prayer – when people say a prayer they talk to God. The Key Verse tells us that when Christians ask Jesus to forgive their sin, it is as if He is washing them and making them completely clean – whiter than snow! If necessary, explain what snow is. God can and will forgive a Christian any sin, no matter how bad they think it is.</p>
REMEMBER IT	<ul style="list-style-type: none"> • Where was Peter waiting? • Who was the first person to speak to Peter? • How many times did Peter say that he didn't know Jesus? • Why did Peter tell these lies? • How many times did Peter hear the rooster crowing? • What did he remember when he heard the rooster crowing? • Why did Peter cry? • What should Christians do when they let Jesus down?

A4 Story 4
Peter talks with Jesus

	<p>We are learning that:</p> <ul style="list-style-type: none"> Peter was given another chance to express his love to Jesus after his denial. The Bible tells us that Jesus wants us to love Him. <p>Key Verse: 1 John 4: 19 Bible Passage: John 21: 1-19</p>
INTRODUCE IT	<ul style="list-style-type: none"> Ask the pupils to think back to the first stories they heard about Peter. What was Peter's job when Jesus first called him? Explain that so much had taken place since then. Peter had been one of Jesus' special friends, but then Peter had let Jesus down (recall last three stories). Shortly afterwards, Jesus died on the cross and rose again. On two different occasions, Jesus met His disciples and showed them He was alive! One day after this happened, Peter decided to go out fishing again.
TEACH IT	<ul style="list-style-type: none"> The disciples had fished all night but caught nothing! (John 21: 3). Explore how they would have been feeling – tired, hungry, disappointed. Picture the scene - the early morning sun, someone standing on the shore. Recount the dialogue between the disciples and the stranger (John 21: 4-6a). When they obeyed the stranger's instructions, they got a huge catch of fish (153). Suddenly John realised that the person must be Jesus. Peter was so excited that he jumped into the water and went off to meet Him (John 21: 7-8). Jesus organised breakfast for them (John 21: 9-14). Try to imagine what it would be like to have breakfast on the beach and convey how special and unexpected it was for Jesus to be with them. After breakfast, Jesus talked with Peter. Three times He asked Peter if He loved Him (John 21: 15-19). Explain how important this was for Peter. Jesus showed that He had forgiven Peter and had a special job for him to do. For Level 2 children, you could mention how Peter was now expressing His love to Jesus three times in contrast to his earlier three denials. Ask the pupils how they would feel if a good friend denied knowing them? Would they be able to forgive their friend as easily as Jesus forgave Peter? The Bible tells us that God loves us and showed His love by sending His Son to save us. The Christian's response should be to love Jesus in return. <p>Complete the Bibletime lesson.</p> <p>Show it: see FBI links in Appendix A – Peter talks with Jesus / Peter is forgiven.</p>
LEARN IT	<p>Teach and explain where necessary the Key Verse - 1 John 4: 19</p> <p>The Bible teaches that God's love is the source of all human love. It is easy for Christians to say they love God when it doesn't cost them anything, but the real test of their love is how they treat others – family, friends, strangers and even enemies. Being part of God's family means loving others as He loves us.</p>
REMEMBER IT	<ul style="list-style-type: none"> How long had Peter and his friends been out fishing? On what side were they told to cast their net? How many fish did they catch? Who was the first to realise it was Jesus? Who wanted to be the first to get to Jesus? What did Peter do before he jumped into the water? Who made breakfast? What did they have to eat for breakfast? What was the question Jesus asked Peter three times? Where is the Key Verse found? <p>Act It: Parts of this narrative may lend themselves to actions (e.g. fishing, noticing stranger on shore, jumping into the water, pulling in catch of fish, counting fish) and facial expressions (e.g. disappointment, amazement, delight). It might be effective to read the Bible text to the children and ask them to put in some simple actions at appropriate places.</p>

Level 3-4	A3 - LEVEL 3 Lesson 1 - The life of Peter Topic - Jesus calls Peter	A3 – LEVEL 4 Study 1 - The life of Peter Topic - His call
	<p>Bible Focus: Matthew 4: 17-22</p> <p>Key Verse: Matthew 4: 19</p> <p>We are learning that:</p> <ol style="list-style-type: none"> 1. The Bible tells us that Jesus calls people to follow Him. 2. Christians believe that to follow Jesus means to repent (turn from sin) and put their faith in Him. 	<p>Bible Focus: Matthew 4: 17-22; John 1: 35-42</p> <p>Key Verse: Matthew 4: 19</p> <p>We are learning that:</p> <ol style="list-style-type: none"> 1. Andrew and John met Jesus first, then later they became His disciples. 2. The Bible teaches they discovered that Jesus is the Messiah and Saviour.
INTRODUCE IT	<p>Talk about the fact that in many sports or projects, teams of people are needed to work together. Jesus was just beginning His ministry and needed people who He could train to carry on His work when He had gone.</p>	<p>Talk about how people can become fans or followers of a football team, pop singers, etc. Explain that Jesus, His character and His words drew people to Him. Explain also that Jesus called specific people to be His disciples – many were uneducated, poor and had simple lifestyles. They were not rich and famous.</p>
COMPLETE IT	<p>Present the Bible Story</p> <p>Discuss and Explain:</p> <ol style="list-style-type: none"> 1. The message Jesus preached (4: 17). 2. Jesus saw Peter and John casting their nets. 3. Jesus called fishermen who were working hard, as a team. He knew they could be trained to do His work and become fishers of men! 4. They immediately obeyed Jesus' call to follow Him. 5. Jesus also called James and John and they also immediately obeyed Him. These were the first disciples. <p>Explain the Key Verse and encourage pupils to learn it. Complete Lesson 1.</p> <p>Show it: see FBI links in Appendix B – Jesus calls Peter.</p>	<p>Present the Bible Story</p> <p>Discuss and Explain:</p> <ol style="list-style-type: none"> 1. John the Baptist said Jesus was the Lamb of God. Andrew and his friend realised that He was the Messiah (John 1: 35, 41). 2. The significance of Andrew introducing Peter to Jesus. 3. It was no surprise that later, when Jesus called them, they immediately obeyed. 4. The example of Andrew's personal witness. 5. The importance of a personal experience of Jesus and of telling others. <p>Explain the Key Verse and encourage pupils to learn it. Complete Study 1.</p> <p>Show it: see FBI links in Appendix C – His call.</p>
REVIEW IT	<p>Questions for pupils:</p> <ol style="list-style-type: none"> 1. Why did Jesus call these particular men? 2. What does it mean to obey God's call today? 3. Discuss some issues which might make it difficult to obey God's call today. 4. What did Jesus promise them? (See 4: 19) 	<p>Questions for pupils:</p> <ol style="list-style-type: none"> 1. How do Christians know that God has a plan for their life? 2. What was the plan Jesus had for these first disciples? 3. Do you think the disciples understood fully the plan Jesus had for them? 4. How can Christians find out about God's plan for their lives and how should they respond?
LIVE IT	<p>How does the lesson challenge Christians today? Discuss.</p> <ol style="list-style-type: none"> 1. Discuss the challenges people face today when they give up their jobs to become missionaries e.g. going to live and work abroad, working in a Christian ministry, giving up a well-paid job to take a lesser one. 2. Research the call of famous Christians today e.g. David Livingstone. 	<p>How does the lesson challenge Christians today? Discuss.</p> <ol style="list-style-type: none"> 1. Discuss ways in which Christians can witness for God today. Do you think it is difficult? 2. List and discuss some of the names and titles of Jesus - Son of God, Light of The World, Messiah, Jehovah, Saviour, Christ, Lord, Lamb of God, Son of David, King of The Jews, the Almighty, Counsellor, Cornerstone, I Am, Prince of Peace, Redeemer, Rock, Emmanuel, King of Kings, Majesty, Holy One, Alpha and Omega, Bread of Life.. there are others!

Level 3-4	A3- LEVEL 3 Lesson 2 - The life of Peter Topic - The big catch	A3 LEVEL 4 Study 2 – The life of Peter Topic - His challenge
	<p>Bible Focus: Luke 5: 1-11</p> <p>Key Verse: Romans 3: 23</p> <p>We are learning that:</p> <ol style="list-style-type: none"> 1. The disciples learned to obey Jesus. 2. The Bible teaches that Jesus is great and powerful and can do wonderful miracles. 	<p>Bible Focus: Matthew: 14: 22-33</p> <p>Key Verse: Matthew 14: 33</p> <p>We are learning that:</p> <ol style="list-style-type: none"> 1. The disciples learned that Jesus is the Son of God and He is able to calm their fears. 2. Christians believe that trusting Jesus enables them to overcome life's storms.
INTRODUCE IT	Talk about school tests or exams and how they measure if pupils have learned the lessons they have been taught. In today's Bible story, Jesus was putting the faith and obedience of the disciples to the test.	Explain that our lives are like a journey which starts at our birth and goes on to when we die. There are calm times when life is easy and then stormy times when life gets hard.
COMPLETE IT	<p>Present the Bible Story</p> <p>Discuss and Explain:</p> <ol style="list-style-type: none"> 1. Jesus was speaking to the crowds from Peter's boat. 2. When He had finished, He asked them to go fishing again. They had already fished all night, were tired and hungry and had caught nothing. 3. Peter did as Jesus commanded and they caught a vast number of fish. 4. Peter realised how great Jesus was, and how insignificant and sinful he was! (Verse 8). He was in the presence of the creator of the universe! Peter knew that Jesus had healed the sick and performed many miracles and was amazed that Jesus cared about him and his day-to-day needs. 5. The disciples left everything and followed Jesus. <p>Explain the Key Verse and encourage pupils to learn it. Complete Lesson 2.</p> <p>Show it: see FBI links in Appendix B – The big catch.</p>	<p>Present the Bible Story</p> <p>Discuss and Explain:</p> <ol style="list-style-type: none"> 1. Jesus had done a great miracle and then He sent the disciples across the Sea of Galilee. 2. He went up into a mountain to pray. 3. The disciples were in a storm. 4. Jesus knew their situation and He came to them walking on the sea. 5. Peter asks to go to Him, which he does walking on the sea. 6. He begins to sink, calls out to Jesus and Jesus saves him. 7. Explain the importance of having faith in Jesus. 8. The Bible says that when we trust in Jesus He can help us in life's storms. <p>Explain the Key Verse and encourage pupils to learn it. Complete Study 2. Show it: see FBI links in Appendix C – His challenge.</p>
REVIEW IT	<p>Questions for pupils:</p> <ol style="list-style-type: none"> 1. What does Simon Peter's reply in verse 5 mean? 2. What lessons can Christians learn from Peter about his confession of sin? 3. Discuss what it means to repent (say sorry and turn from sin). Are there any costs to this? (Admitting you were wrong, feeling uncomfortable, feeling very sorry for what you have done and meaning it, loss of reputation, losing friends who disagree with your decision to say sorry etc.) 	<p>Questions for pupils:</p> <ol style="list-style-type: none"> 1. How can the words of Jesus in verse 27 encourage Christians today? 2. What can Christians learn from the example of Peter in this passage? 3. What lessons can Christians learn during storms in their lives?
LIVE IT	<p>How does the lesson challenge Christians today? Discuss.</p> <ol style="list-style-type: none"> 1. What things might a Christian today do to obey/follow Jesus? (Pray, read their Bible, go to church, try hard not to break school rules, obey their parents etc.) 2. Ask a Christian you know to tell you of a time when he/she was very aware of God's forgiveness. 	<p>How does the lesson challenge Christians today? Discuss.</p> <ol style="list-style-type: none"> 1. Discuss an example of a major 'storm' in life and think about how Jesus might help Christians in that situation. 2. Read Isaiah 43: 2. Consider how this verse links with the Bible Reading today.

Level 3-4	A3 LEVEL 3 Lesson 3 – The life of Peter Topic - Jesus saves Peter	A3 LEVEL 4 Study 3 – The life of Peter Topic - His confession
	<p>Bible Focus: Matthew 14: 22-33</p> <p>Key Verse: Matthew 14: 33</p> <p>We are learning that:</p> <ol style="list-style-type: none"> 1. The Bible teaches that Jesus is God's Son. 2. Christians believe that trusting Jesus helps them overcome life's storms and their fears. 	<p>Bible Focus: Matthew 16: 13-28</p> <p>Key Verse: Romans 10: 9</p> <p>We are learning that:</p> <ol style="list-style-type: none"> 1. The Bible says Jesus is the 'Christ' or 'Messiah'. 2. Christians believe that Jesus' reply to Peter set out the foundation of the Church.
INTRODUCE IT	Talk about the journey of life. Explain that life is like a journey which starts when we are born and goes on until we come to the end of the journey when we die.	Talk about the fact that one of the biggest questions facing everybody is who Jesus really is. Explain that people in Jesus' day were giving different answers to explain who He was, and then Jesus asks the disciples who they thought He was.
COMPLETE IT	<p>Present the Bible Story</p> <p>Discuss and Explain:</p> <ol style="list-style-type: none"> 1. Jesus had done a great miracle and then He sent the disciples across the Sea of Galilee. 2. He went up into a mountain to pray. 3. The disciples were in a storm. 4. Jesus knew their situation and He came to them, walking on the sea. 5. Peter asks to go to Him, which he does walking on the sea. 6. He begins to sink, calls out to Jesus and Jesus saves him. 7. The Bible teaches that when Christians trust in Jesus He can help them in life's storms. 8. Think about how important faith and trust in Jesus are when facing troubles or hardships. <p>Explain the Key Verse and encourage pupils to learn it. Complete Lesson 3.</p> <p>Show it: see FBI links in Appendix B – Jesus saves Peter.</p>	<p>Present the Bible Story</p> <p>Discuss and Explain:</p> <ol style="list-style-type: none"> 1. Jesus is at the most northerly point that He visited. (See map in the study.) 2. He asks, "Who do people say the Son of Man is?"- Note the four replies. 3. He then asks, "Who do you say I am?" See Peter's immediate reply. 4. He then explained that those who believe He is the Son of the Living God, form the Church. It is not a building but a group of believing people. 5. Jesus then explains that He is going to die and be raised again. 6. Peter says that this should never be. Consider Jesus' reply to Peter. <p>Explain the Key Verse and encourage pupils to learn it. Complete Study 3.</p> <p>Show it: see FBI links in Appendix C – His confession.</p>
REVIEW IT	<p>Questions for pupils:</p> <ol style="list-style-type: none"> 1. How can Jesus help Christians face their fears? 2. Name some common problems young people face today. 3. How can this passage help with those issues and pressures? 	<p>Questions for pupils:</p> <ol style="list-style-type: none"> 1. How can Christians be sure that they truly belong to Jesus? 2. How do Christians become part of the Church? 3. Discuss what you think would be good things about being part of the Church?
LIVE IT	<p>How does the lesson challenge Christians today? Discuss.</p> <ol style="list-style-type: none"> 1. The Bible teaches us that Jesus can control the forces of nature – the wind, the rain and the seas. Jesus had the power to calm the storm. Do you think He has the power to help Christians deal with their problems if they ask Him? 2. Think about trials and temptations in your life. Jesus has demonstrated His power in this story to overcome problems. Why do you think that some people don't put their faith in Jesus today when they face problems? 	<p>How does the lesson challenge Christians today? Discuss.</p> <ol style="list-style-type: none"> 1. The Bible teaches that Jesus is the most important man who ever lived. How do people today respond to who Jesus is? 2. Faith in Jesus was the mark of the Church in Bible times. Discuss whether this is true of the Christian Church today.

Level 3-4	A3 LEVEL 3 Lesson 4 – The life of Peter Topic - Who is Jesus?	A3 LEVEL 4 Study 4 – The life of Peter Topic - On the mountain
	<p>Bible Focus: Matthew 16: 13-23</p> <p>Key Verse: Romans 10: 9</p> <p>We are learning that:</p> <ol style="list-style-type: none"> 1. Christians believe Jesus is God's Son. 2. The Bible tells us that Jesus is the Head of the Church. 	<p>Bible Focus: Matthew 17: 1-13</p> <p>Key Verses: 2 Peter 1: 16-18</p> <p>We are learning that:</p> <ol style="list-style-type: none"> 1. The Bible teaches that Jesus is unique as God's Son. 2. Jesus is greater than Moses or Elijah.
INTRODUCE IT	Talk about famous personalities and consider why they are regarded as famous. Jesus had become famous, but many people still did not know who He really was.	Talk about memorable experiences that pupils may never forget. Explain that the three disciples would never forget this experience of seeing Jesus in His true glory on the mountain.
COMPLETE IT	<p>Present the Bible Story:</p> <p>Discuss and Explain:</p> <ol style="list-style-type: none"> 1. Jesus asks, "Who do people say the Son of Man is? Note the four replies. 2. He then asks, "Who do you say I am"? - See Peter's immediate reply. Explain the importance of Peter's confession and what it means for believers. 3. He then explained that those who believe He is the Son of the Living God, form the church. It is not a building but a group of believing people! 4. Jesus then explains that He is going to die and be raised again. 5. Peter says that this should never be. Consider Jesus' reply to Peter. <p>Explain the Key Verse and encourage pupils to learn it. Complete Lesson 4.</p> <p>Show it: see FBI links in Appendix B – Who is Jesus?</p>	<p>Present the Bible Story</p> <p>Discuss and Explain:</p> <ol style="list-style-type: none"> 1. Jesus selects three disciples to be with Him on the mountain. 2. He appears in all His glory and majesty with Moses and Elijah. 3. Peter wants to stay and build three shelters for them. God speaks from Heaven to remind them that Jesus is far superior to anybody. 4. The disciples are frightened but Jesus comforts them and explains what has happened to them. 5. The disciples didn't fully grasp who Jesus really was. They had much more to learn in the days ahead. <p>Explain the Key Verses and encourage pupils to learn them. Complete Study 4.</p> <p>Show it: see FBI links in Appendix C – On the mountain.</p>
REVIEW IT	<p>Questions for pupils:</p> <ol style="list-style-type: none"> 1. Why were Peter's words (verse 22) so wrong? 2. How can being part of a Church help people to serve God better? 3. Can you think of some names used to describe Jesus? E.g. Messiah, Son of God, Lord, Christ, Saviour, Light of The World, Lamb of God. 	<p>Questions for pupils:</p> <ol style="list-style-type: none"> 1. Why was it important that Peter witnessed the transfiguration of Jesus? 2. What do you think the disciples learned from this experience? 3. How can Christians give Jesus first place in their lives?
LIVE IT	<p>How does the lesson challenge Christians today? Discuss.</p> <ol style="list-style-type: none"> 1. Create a wall display by drawing an outline of a Church and writing benefits of being part of a Church family. 2. Peter was Jesus' friend and wanted to protect Him. However, in this case his advice was ill judged. How can Christians distinguish between good and bad advice? 	<p>How does the lesson challenge Christians today? Discuss.</p> <ol style="list-style-type: none"> 1. Make a list of things that distract Christians from putting Jesus first. 2. Verse 5 states "Listen to Him!" How do Christians "hear" from God today?

Level 3-4	A4 – LEVEL 3 Lesson 1 – The life of Peter Topic – An example of love	A4 – LEVEL 4 Study 1 – The life of Peter Topic – Lessons in humility
	<p>Bible Focus: John 13: 1-17</p> <p>Key Verse: John 13: 15</p> <p>We are learning that:</p> <ol style="list-style-type: none"> 1. The Bible teaches that Jesus was a true servant. 2. Christians should serve others. 	<p>Bible Focus: John 13: 1-17</p> <p>Key Verse: John 13: 15</p> <p>We are learning that:</p> <ol style="list-style-type: none"> 1. Jesus was a humble servant, obedient to God's will. 2. The Bible teaches that humility is central in Christian service.
INTRODUCE IT	<p>The country where Jesus lived was hot and dry. (Make a comparison with where the pupils live.) People were used to walking on dusty roads and when they arrived at a house the owner would make sure that the guests' feet were washed before they had a meal. Discuss the cultural issues in the pupils' country when entering a house.</p>	<p>Jesus often explained important truths about the Christian life through His parables. On this occasion He chose to act out His teaching in what could be referred to as a 'parable in action.'</p>
COMPLETE IT	<p>Present the Bible Story</p> <p>Discuss and Explain:</p> <ol style="list-style-type: none"> 1. It was the day before Jesus was crucified, and He was having His last meal with His disciples. 2. Nobody had bothered to follow the usual custom and wash their feet. Jesus prepares to do that (verses 4-5). 3. Peter said that he did not want Jesus to wash his feet. 4. Jesus explained He had to, otherwise Peter had no part with Him (verse 8). 5. Jesus was using the washing of their feet to show that everyone is dirty with sin and needs to be washed or cleansed from sin. Only Jesus can do the washing because He is without sin. 6. Jesus was also setting an example - showing that Christians should be prepared to do menial tasks for the sake of others. 7. Explain the significance of washing one another's feet. <p>Explain the Key Verse and encourage pupils to learn it. Complete Lesson 1. Show it: see FBI links in Appendix B – An example of love.</p>	<p>Present the Bible Story</p> <p>Discuss and Explain:</p> <ol style="list-style-type: none"> 1. Jesus was celebrating the Passover with His disciples and remembering all that took place when the Israelites came out of Egypt. 2. It was during this meal that He acted out two important lessons. 3. First He took the servant's place and washed their feet, showing He was prepared to do the very lowly tasks and set them an example (see Key Verse). 4. He was also showing them that all people need to be cleansed from sin. He uses the illustration of having a bath, (verse 10) but daily feet washing is still necessary as every day Christians continue to sin and therefore need His forgiveness. Look at what Jesus said to Peter, to help the pupils to understand this. 5. Secondly, he took bread and wine and explained that the bread represented His body being crucified and the wine represented His blood being poured out on the cross (see Luke 22: 19 & 20). <p>Explain the Key Verse and encourage pupils to learn it. Complete Study 1. Show it: see FBI links in Appendix C – Lessons in humility.</p>
REVIEW IT	<ol style="list-style-type: none"> 1. Discuss a practical way in which Christians could serve one another in the next week. 2. How do you think you would treat people if you were an important person e.g. a teacher or the boss of a large company? 	<ol style="list-style-type: none"> 1. Discuss ways we can practise humility today. 2. Think of a practical way Christians can put God first in their lives. 3. Research the life of a Christian who is well known for humble service.
LIVE IT	<p>How does the lesson challenge Christians today? Discuss.</p> <ol style="list-style-type: none"> 1. Jesus served others when he was on earth, no matter what the task. How do you feel when you are asked to do a lowly task by your parents or teacher? Do you grumble? 2. The world's system of leadership is very different from leadership in God's kingdom. Worldly leaders can be selfish and arrogant. But Christian leaders need a servant heart. How can Christian leaders show this practically? 	<p>How does the lesson challenge Christians today? Discuss.</p> <ol style="list-style-type: none"> 1. Jesus showed his disciples that to be a leader, a person must be a servant. The key phrase is "servant leader". What does this mean and how would you treat those who worked below you if you were an adult - employees, children, volunteers, friends?

Level 3-4	A4 – LEVEL 3 Lesson 2 – The life of Peter Topic – He denied his Lord	A4 – LEVEL 4 Study 2 – The life of Peter Topic – Lessons in loyalty
	<p>Bible Focus: Luke 22: 31-34, 54-62</p> <p>Key Verses: Luke 22: 31-32</p> <p>We are learning that:</p> <ol style="list-style-type: none"> 1. Sometimes it's difficult for Christians to say they belong to Jesus. 2. The Bible says we should always tell the truth. 	<p>Bible Focus: Luke 22: 31-34, 39-62</p> <p>Key Verses: Luke 22: 31-32</p> <p>We are learning that:</p> <ol style="list-style-type: none"> 1. Christians should avoid self-confidence and self-reliance, and trust in Jesus. 2. Christians must be truly sorry for their sin, like Peter was.
INTRODUCE IT	Think of situations when pupils might be inclined to tell lies or not completely tell the truth. Examine why we sometimes are too afraid to tell the truth. Explain that Peter had got himself into that sort of situation.	Peter boasted that he would never let Jesus down, and he would even go to prison or die for Him (Luke 22: 33). We know that pride comes before a fall (Proverbs 16: 18). With Peter, his pride came before a disastrous fall.
COMPLETE IT	<p>Present the Bible Story</p> <p>Discuss and Explain:</p> <ol style="list-style-type: none"> 1. Peter followed the arresting party to the High Priest's house. 2. He mixed with some of the people in the courtyard of the house. 3. Some of them asked whether he was a friend and a follower of Jesus and three times he denied that he knew Jesus and lied to them. 4. Jesus looked at Peter, the rooster crowed and then Peter realised what he had done. He went outside and wept bitterly. He had let Jesus down just when He had needed Him and had been a coward rather than courageous. <p>Explain the Key Verses and encourage pupils to learn them.</p> <p>Complete Lesson 2.</p> <p>Show it: see FBI links in Appendix B – He denied his Lord.</p>	<p>Present the Bible Story</p> <p>Discuss and Explain:</p> <ol style="list-style-type: none"> 1. Peter must have been confused. He knew what Jesus had said about his denial (22: 34). He thought he was strong enough to support Jesus. 2. When the time came he was just too afraid to tell the truth. In fact, he denied Jesus three times just as Jesus had said he would. 3. Think about how he must have felt in letting Jesus down. 4. Discuss the nature of Peter's temptation. 5. Also discuss the importance for Christians of where they go, who their friends are, how they think. How do these things influence their behaviour and thinking? <p>Explain the Key Verses and encourage pupils to learn them.</p> <p>Complete Study 2.</p> <p>Show it: see FBI links in Appendix C – Lessons in loyalty.</p>
REVIEW IT	<ol style="list-style-type: none"> 1. List reasons why you think Christians find it difficult to belong to Jesus e.g. peer pressure, worldly influences, advertising, social media etc. 2. Peter had let Jesus down; could he ever be forgiven? 3. Find out how David confessed his sin with Bathsheba (2 Samuel: 11, Psalm 51) and was restored. 	<ol style="list-style-type: none"> 1. Make a list of qualities that we should look for in good friends. 2. Name one way you think Christians could be loyal to Jesus. 3. Think about what Jesus meant when He warned Peter of what might happen (Luke 22: 32).
LIVE IT	<p>How does the lesson challenge Christians today? Discuss.</p> <ol style="list-style-type: none"> 1. Why is it sometimes difficult for Christians to say they belong to Jesus? 2. Satan wanted to crush Simon Peter and the other disciples. But Jesus assured Peter that his faith, although it would be tested and falter, would not be destroyed. Although Peter denied knowing Jesus, he later repented, and Jesus used him for a very important job. What prevents Christians from telling the truth? 	<p>How does the lesson challenge Christians today? Discuss.</p> <ol style="list-style-type: none"> 1. Peter wept bitterly because he realised he had failed as a disciple and as a friend. He had been frightened and went against all he had boldly promised. Don't become overconfident or self-sufficient, as you don't know how you will react under huge pressure. Are you aware of your breaking points? 2. What can Christians do to show they are truly sorry for their sin?

Level 3-4	A4 – LEVEL 3 Lesson 3 – The life of Peter Topic – Jesus dies	A4 – LEVEL 4 Study 3 – The life of Peter Topic – Lessons in sorrow and joy
	<p>Bible Focus: Mark 15: 22-40</p> <p>Key Verse: Galatians 2: 20</p> <p>We are learning that:</p> <ol style="list-style-type: none"> 1. The Bible teaches that Jesus was sinless and perfect. 2. Christians should be thankful for Jesus' death on the cross. 	<p>Bible Focus: Luke 24: 1-12 & 33-49</p> <p>Key Verses: Luke 24: 46-47</p> <p>We are learning that:</p> <ol style="list-style-type: none"> 1. Christians believe Jesus bore the punishment for their sin so they could be saved. 2. The Bible says that Jesus offers forgiveness and eternal life to those who believe and trust in Him.
INTRODUCE IT	<p>Discuss what pupils might do if they had let somebody down as Peter had? Think about what Peter might have tried to do and how it was probably impossible.</p>	<p>Explain that we don't really know what Peter was doing when Jesus was on the cross. We do know that on Easter Sunday morning he went to the tomb. The Bible says that he actually met with Jesus on that day (See verse 34).</p>
COMPLETE IT	<p>Present the Bible Story</p> <p>Discuss and Explain:</p> <ol style="list-style-type: none"> 1. Describe how Jesus was taken outside of the city to be crucified. 2. Describe how He was treated and how those around Him insulted and mocked Him. 3. Explain that the 3 hours of darkness was something miraculous and helps us to understand that God could not look at His Son who was being punished for our sin. 4. The Bible teaches that during this time Jesus bore the penalty of sin that was due to us. 5. Explain what happened when Jesus actually died (verses 38-39). 6. Explain the response of the centurion standing by the cross. <p>Explain the Key Verse and encourage pupils to learn it. Complete Lesson 3.</p> <p>Show it: see FBI links in Appendix B – Jesus dies.</p>	<p>Present the Bible Story</p> <p>Discuss and Explain:</p> <ol style="list-style-type: none"> 1. Describe how the women went to the tomb on Easter morning. 2. Explain what they found and the message they were given. 3. When Peter heard the news, describe what he did (verse 12). 4. Discuss why some found it so difficult to believe that Jesus was alive. 5. Explain what happened when Jesus appeared to them. 6. Peter and his friends had wonderful joy at seeing their risen Lord. 7. How did Jesus explain His sufferings? (Verses 45-47) <p>Explain the Key Verses and encourage pupils to learn them. Complete Study 3. Show it: see FBI links in Appendix C – Lessons in sorrow and joy.</p>
REVIEW IT	<ol style="list-style-type: none"> 1. Think about the significance of Jesus' death on the cross, the meaning of the Key Verse, and the fact that Jesus died for individuals. 2. Discuss the benefits of Jesus' death on the cross, e.g. Jesus defeated Satan and death, Jesus took the punishment that Christians believe they would face when they died, so now Christians would not have to endure this. Jesus made a way for Christians to pray directly to God and ask for forgiveness of their sins. 	<ol style="list-style-type: none"> 1. Discuss ways that Christians can practically show they are sorry for their sins. 2. Make up words for a poem or a prayer which a Christian could use to celebrate Jesus' victory over death, and His resurrection.
LIVE IT	<p>How does the lesson challenge Christians today? Discuss.</p> <ol style="list-style-type: none"> 1. Why do you think Jesus died on the cross? 2. How can Christians show that they are thankful for Jesus' death on the cross? (Worship and praise Him, read their Bibles, pray to Him, regularly repent of their sin, try to be the person Jesus would want a Christian to be – characteristics of the fruit of the Spirit.) 	<p>How does the lesson challenge Christians today? Discuss.</p> <ol style="list-style-type: none"> 1. How can Christians be sure that Jesus is alive? 2. What does it mean to have eternal life? 3. How can Christians know that they are truly forgiven? (The Bible tells Christians this; Jesus says that if you repent and are truly sorry for your sin, you will be saved. Christians are taught they will have a peace about this if they trust in God.)

Level 3-4	A4 – LEVEL 3 Lesson 4 – The life of Peter Topic – “Do you love me?”	A4 – LEVEL 4 Study 4 – The life of Peter Topic – Lessons in love
	<p>Bible Focus: John 21: 1-17</p> <p>Key Verse: John 21: 17</p> <p>We are learning that:</p> <ol style="list-style-type: none"> 1. Even when Christians fail Jesus, like Peter did, they can be forgiven. 2. The Bible tells us that Jesus wants Christians to teach others and care for them as a shepherd cares for his sheep. 	<p>Bible Focus: John 21: 1-20</p> <p>Key Verse: John 21: 15</p> <p>We are learning that:</p> <ol style="list-style-type: none"> 1. Jesus is prepared to give Christians a fresh start if they repent and are truly sorry for their sin. 2. The Bible teaches that despite our failures, Jesus loves Christians no less.
INTRODUCE IT	Peter is trying to restart his life again after the death of Jesus. He returns to his home area and to his former job and goes fishing on the Sea of Galilee.	Jesus proved He was alive, by appearing to His disciples on a number of occasions after He had been raised from the dead (1 Corinthians 15: 3-8).
COMPLETE IT	<p>Present the Bible Story</p> <p>Discuss and Explain:</p> <ol style="list-style-type: none"> 1. The disciples fished all night and caught nothing. They are returning to the shore, tired, hungry and disappointed. 2. Jesus calls from the shore but they did not recognise Him. He asked them if they had any fish. 3. They obey His orders and put out the net on the other side of the boat. Then they catch a mass of fish. 4. John realises it is Jesus and Peter swims to meet Him. 5. Jesus invites them all to breakfast and then asks Peter whether he loves Him. 6. Peter replies that he does love Him, and Jesus gives him a new job of looking after His followers (sheep). 7. Discuss why Jesus asks him the same question three times. 8. Think about how Jesus must have forgiven Peter to have given him such an important job. <p>Explain the Key Verse and encourage pupils to learn it. Complete Lesson 4. Show it: see FBI links in Appendix B – Do you love me?</p>	<p>Present the Bible Story</p> <p>Discuss and Explain:</p> <ol style="list-style-type: none"> 1. One of the resurrection appearances was to seven disciples who had gone fishing on the Sea of Galilee. 2. He proved who He was by giving them a large catch of fish. 3. The disciples had breakfast with Jesus on the shore. 4. Jesus wanted to be sure that Peter was truly repentant for the many times he had let Him down in the final hours of His life. 5. Three times Peter expresses His love for Jesus in front of the others. 6. Now Peter is to become a shepherd who will care for Jesus' followers in the new Church. He was being given a second chance to serve Jesus. 7. Discuss how God loves Christians, no matter what their failures. He wants them to love Him in return. 8. Remind the pupils that the Bible teaches that God never fails even though Christians may often fail Him. <p>Explain the Key Verse and encourage pupils to learn it. Complete Study 4. Show it: see FBI links in Appendix C – Lessons in love.</p>
REVIEW IT	<ol style="list-style-type: none"> 1. Discuss how Jesus gave special encouragement to Peter after his denial of Him. 2. Find out about a famous Christian who learned how to listen to Jesus and then do His will. 	<ol style="list-style-type: none"> 1. Discuss how God's love and forgiveness can encourage Christians, just like his words and love encouraged Peter. 2. Research the life of a famous Christian who changed his ways when he believed and trusted in Jesus.
LIVE IT	<p>How does the lesson challenge Christians today? Discuss.</p> <ol style="list-style-type: none"> 1. How do you think a Christian can practically demonstrate their love for Jesus and other people around them? 2. The Bible teaches that God is a forgiving God. It is inevitable that Christians will let Him down at some point. How can Christians keep themselves from taking advantage of His forgiving nature? 	<p>How does the lesson challenge Christians today? Discuss.</p> <ol style="list-style-type: none"> 1. In this beach scene, Jesus led Peter through a life changing experience. Peter had disowned Jesus three times. Three times He asked Peter if he loved Him. Peter's life totally changed. His occupation changed from fisherman to evangelist, he changed from a half-hearted follower to a repentant disciple, and the kind of person Jesus used to build His church. Have you ever had a life changing experience which has changed your ideas or thinking? 2. How can Christians prove their love for God by their actions?

Appendix A - Level 0 & 1 Free Bible Images

	Title	Story Images
A3	Peter	Jesus calls Peter
		https://www.freebibleimages.org/illustrations/yo-jesus-fishermen/
		Jesus helps Peter
		https://www.freebibleimages.org/illustrations/yo-jesus-fishermen/
		https://www.freebibleimages.org/illustrations/ls-peter-fishing/
		Jesus calms the storm
A4	Peter / The Cross	https://www.freebibleimages.org/illustrations/ls-jesus-storm/
		https://www.freebibleimages.org/illustrations/gnpi-043-jesus-storm/
		Jesus saves Peter
		https://www.freebibleimages.org/illustrations/sb-walking-water/
		Peter falls asleep
		https://www.freebibleimages.org/illustrations/preschool-jesus-arrested/
		Peter has a fight
		https://www.freebibleimages.org/illustrations/lgr-jesus-passover-1/
		https://www.freebibleimages.org/illustrations/ls-judas/
		Peter lies about Jesus
		https://www.freebibleimages.org/illustrations/lgr-jesus-passover-1/
		https://www.freebibleimages.org/illustrations/preschool-jesus-trial/
		https://www.freebibleimages.org/illustrations/ls-peter-rooster/
		Peter talks with Jesus
		https://www.freebibleimages.org/illustrations/sb-resurrection-breakfast/

Appendix A - Level 2 Free Bible Images

	Title	Story Images
A3	Peter	Jesus calls Peter
		https://www.freebibleimages.org/illustrations/andrew-philip-nathanael/
		https://www.freebibleimages.org/illustrations/gnpi-015-first-disciples/
		Jesus helps Peter
		https://www.freebibleimages.org/illustrations/yo-jesus-fishermen/
		Jesus calms the storm
A4	Peter / The Cross	https://www.freebibleimages.org/photos/lumo-jesus-storm/
		https://www.freebibleimages.org/illustrations/jesus-storm/
		Jesus saves Peter
		https://www.freebibleimages.org/illustrations/gnpi-054-walking-water/
		https://www.freebibleimages.org/illustrations/jesus-water/
		Peter falls asleep
		https://www.freebibleimages.org/illustrations/gnpi-089-prayer-garden/
		Peter has a fight
		https://www.freebibleimages.org/illustrations/gethsemane-peter/
		https://www.freebibleimages.org/photos/jesus-gethsemane/
		Peter lies about Jesus
		https://www.freebibleimages.org/illustrations/gnpi-091-peter-denials/
		Peter talks with Jesus
		https://www.freebibleimages.org/illustrations/gnpi-105-peter-restored/
		https://www.freebibleimages.org/illustrations/peter-reinstated/

Appendix B - Level 3 Free Bible Images

	Title	Story Images
A3	The life of Peter	Jesus calls Peter
		https://www.freebibleimages.org/photos/lumo-fishers-men/
		https://www.freebibleimages.org/photos/jesus-calls-disciples/
		The big catch
		https://www.freebibleimages.org/illustrations/gnpi-022-four-disciples/
		Jesus saves Peter
		https://www.freebibleimages.org/illustrations/jesus-water/
		Who is Jesus?
		https://www.freebibleimages.org/illustrations/gnpi-056-peter-confession/
		https://www.freebibleimages.org/photos/jesus-teaching/
A4	Peter / The Cross	An example of love
		https://www.freebibleimages.org/illustrations/gnpi-086-washing-feet/
		He denied his Lord
		https://www.freebibleimages.org/illustrations/gethsemane-peter/
		https://www.freebibleimages.org/illustrations/gnpi-091-peter-denials/
		Jesus dies
		https://www.freebibleimages.org/illustrations/jesus-crucified-dies/
		https://www.freebibleimages.org/illustrations/gnpi-098-jesus-dies/
		https://www.freebibleimages.org/illustrations/gnpi-096-jesus-crucifixion/
		"Do you love Me?"
		https://www.freebibleimages.org/illustrations/gnpi-105-peter-restored/
		https://www.freebibleimages.org/illustrations/peter-reinstated/

Appendix C - Level 4 Free Bible Images

	Title	Story Images
A3	Peter	His call
		https://www.freebibleimages.org/illustrations/gnpi-015-first-disciples/
		https://www.freebibleimages.org/photos/lumo-fishers-men/
		His challenge
		https://www.freebibleimages.org/photos/lumo-walk-water/
		His confession
		https://www.freebibleimages.org/illustrations/gnpi-056-peter-confession/
		On the mountain
		https://www.freebibleimages.org/photos/lumo-transfiguration/
A4	Peter / The Cross	Lessons in Humility
		https://www.freebibleimages.org/photos/jesus-washes-feet/
		Lessons in loyalty
		https://www.freebibleimages.org/photos/last-supper/
		https://www.freebibleimages.org/photos/jesus-gethsemane/
		https://www.freebibleimages.org/photos/peter-denies-jesus/
		Lessons on sorrow and joy
		https://www.freebibleimages.org/photos/jesus-dies/
		https://www.freebibleimages.org/photos/jesus-appears-disciples/
		Lessons in love
		https://www.freebibleimages.org/photos/jesus-questions-peter/
		https://www.freebibleimages.org/photos/jesus-appears-galilee/



© Bible Educational Services 2022

www.besweb.com