


Teacher Lesson Plans

Bibletime Levels 0-4

A Series

A11 & A12



B.E.S. & Friends

bes
bible educational services
www.besweb.com

Bible Educational Services

Registered Charity UK (CIO 1186004)

BES Mission:

Producing Bible lessons for intermediaries to present the truth of Jesus Christ to the next generation worldwide.

BES Vision:

To reach the next generation with our full curriculum in their own language by developing and supporting a global network of committed partners.

GENERAL INFORMATION

What Bible Educational Services does:

Bible Educational Services (BES) publish Bibletime, Bibletime Going deeper (previously NewLife) and Gleaners Bible lessons in English and support Postal Bible Schools and similar organisations using BES lessons in the UK and overseas. We do this by visiting, networking, advising and training. BES is also currently working in partnership with groups in other countries who are involved in translation, design, publishing and distribution of lessons. Lessons must be provided free of charge to all students.

Bibletime lessons were first used in Southern Ireland over 50 years ago. Bible Educational Services maintain editorial responsibility for Bibletime Lessons in English and in all foreign languages. Bibletime lessons have been normally published in an A4 format which enables students in some areas, every four weeks, to send the lessons back to a Bible School Centre for marking. More recently, thanks to Every Home Crusade (Revival Movement) in Belfast, lessons for six months have been published in an A5 format, which has made usage in Churches and Schools much easier, especially where there is no effective postal system.

The BES lessons are unique in that they are prepared with home or group (Church / School) study in mind. They follow a planned syllabus which allows students to continue studying for up to 20 years. Five levels of lessons are available for specific age groups, Pre-school, 5-7's, 8-10's, 11-13's, 14-16's. There is a three-year syllabus for each age group. The age groups may vary according to different levels of ability. The Bibletime Resources allow children the opportunity to study the Bible and reflect on its relevance in the lives of people today.

Printed copies of the lessons are available in English from the BES website www.besweb.com or from the BES Office in Enniskillen. They are also available on the website in other languages. BES has documents which may be helpful to you if you are considering partnering with us, which are also available on the website.

BES Contact Addresses

BES Office (stockist of all English lessons):

37a Belmore Street, Enniskillen, Northern Ireland, BT74 6AA

Phone: 02866 322462

Email: info@besweb.com

website: www.besweb.com

LESSON PLANS FOR TEACHERS

Teacher Lesson Plans are produced to equip Teachers using Bibletime lessons with suggestions and ideas for classroom study. In this booklet they are designed for use with Levels 0-4.

Each lesson plan follows the same Bible reference as the Bibletime lesson and are designed to be used on a weekly basis. The April lessons are specific to the Easter story and the December lessons are based on the birth of Jesus at Christmas.

Normally the classroom Teacher will work through the monthly A4 lesson each week with the class. They are free to allow time for independent study if this is appropriate. At the end of the month the Teacher will collect the lesson and do the necessary marking, returning the marked lessons as soon as possible to the pupils.

PREPARATION FOR TEACHERS

Teachers should feel free to use their own ideas and initiatives when using the Bibletime lessons, adapting them as appropriate to their particular pupils. These are suggestions which may help in the use of this Resource:

- **Be familiar with the story** - Teachers should be as familiar as possible with the Bible Story and also with the Bibletime lesson that accompanies it. Ideally, the Bibletime lesson should be completed by the Teacher before the lesson. The Lesson Plans for each lesson should also be carefully considered as a planning aid for the lessons.
- **Understand the lessons to be learned** - At the top of each lesson plan you will notice the words 'We are learning that', followed by some learning intentions. The children will hopefully have grasped these points after listening to the Teacher's presentation and completing the Bibletime lesson.
- **Introduce it** - With all lessons, we start where the children are with their own experience of the situation. We have suggested various ways that might be used to introduce the story to enable the children to be interactive in discussing the starting point of the story.
- **Teach It** - We have given the Key Points in the story. Teachers should not have to refer to these when actually teaching the story, but they are a useful guide. Aim to teach it in an interesting and inspiring way! Help the children to understand the main points by grasping their attention - use the appropriate tone and ask questions to test their learning.
- **Show it** - We appreciate that in some situations, visuals will be very difficult to obtain but wherever possible it is important to focus on pictures or objects to help in the understanding of the story. In most lessons we have given the information about pictures from www.freebibleimages.org (FBI) which are downloadable from their website. These direct links to the story / study are available in Appendix A, B or C at the back of the booklet.
- **Learn It** - There is a Key Verse attached to each story. Hearing and learning these verses should enable pupils to increase their knowledge of Biblical vocabulary.
- **Complete It** - In a school situation you will be aware of the abilities of children to complete worksheets and the amount of Teacher support required. For some, it will be a requirement that the Teacher reads over the text of the lesson as the children follow what is now a familiar narrative. Other children may be able to read the text independently. Whatever the approach, try to make the lesson enjoyable, and remember to praise the pupils' efforts.
- **Review it** - We have suggested possible quizzes, games, art and drama to assist learning, and as a means of revising the story.
- **Live it-** This section carries the heading 'How does the lesson challenge Christians today?' and also some suggestions of possible group work and individual responses to the challenge of the lesson.



NAME:

B.E.S.


This cloud character is based on **Exodus 13: 21-22** and is a symbol of God's presence. He is a source of wisdom throughout the Bibletime stories, as he guides and teaches the character 'Q' about God. He's a gentle, friendly character who encourages us all to study God's Word, the Bible, in a deep and meaningful way.



NAME:

Q


Q is an inquisitive and deep thinking character. He has lots of questions and is brave enough to ask them. He looks to his friends B.E.S. and Beam as wise and encouraging mentors, to help him find answers. In so doing, he helps us all to discover an even greater friend, Jesus.



NAME:

PAUSE

Pause is a happy, cheerful character. He does not speak but his presence indicates a time to pause, so that we can reflect on what has been discovered up to that point. Pause also reminds us to attempt the activity or questions after careful thought.



NAME:

BEAM

This lightbulb character is linked to Psalm 119: 105. He is 'shining his light' for Jesus. Alongside B.E.S., he helps Q and us to understand the Bible as God's instruction manual. He shows us how to live in relationship with God, fellowship with others and as witnesses to the truth of the Gospel.

Bibletime Syllabus

	LEVEL 0 (Pre-School) LEVEL 1 (Ages 5-7) LEVEL 2 (Ages 8-10)	LEVEL 3 (Ages 11-13)	LEVEL 4 (Ages 14+)
STARTER	Introduction – BES & Friends	Introduction – BES & Friends	Introduction – BES & Friends
SERIES A	1. Creation 2. Noah 3. Peter 4. Peter - The Cross 5. Abraham 6. Abraham 7. Peter 8. Peter 9. Jacob 10. Early Christians 11. Paul 12. The Christmas Story	1. Creation 2. Noah 3. Peter 4. Peter - The Cross 5. Peter 6. Abraham 7. Jacob 8. Prayer 9. Paul 10. Paul 11. Paul 12. The Christmas Story	1. Creation & Fall 2. Early developments - Genesis 3. Peter 4. Peter - The Cross 5. Peter 6. Abraham 7. Jacob 8. The Christian Life 9. Paul 10. Paul 11. Paul 12. The Christmas Story
SERIES B	1. Early Life of Christ 2. Miracles 3. Bethany 4. The Cross 5. Parables 6. Joseph 7. Joseph 8. People Jesus met 9. Moses 10. Moses 11. Moses 12. The Christmas Story	1. Parables 2. Miracles 3. Bethany 4. The Cross 5. Early Christians 6. Joseph 7. Joseph 8. Gospel Writers 9. Moses 10. Moses 11. Moses 12. The Christmas Story	1. Parables 2. Miracles 3. Bethany 4. The Cross 5. Early Christians 6. Jacob & his family 7. Joseph 8. Acts 2: 42 - The way ahead 9. Moses 10. Moses 11. The Law 12. The Christmas Story
SERIES C	1. Daniel 2. More Miracles 3. People Jesus met 4. Death of Christ 5. Ruth & Samuel 6. David 7. David 8. Joshua 9. Elijah 10. Elisha 11. Jonah 12. The Christmas Story	1. Daniel 2. People Jesus met 3. More Miracles 4. Death of Christ 5. Ruth 6. Samuel 7. David 8. Joshua 9. Elijah 10. Elisha 11. Men used by God - OT 12. The Christmas Story	1. Daniel 2. The sayings of Jesus 3. The Lord's Power 4. Death of Christ 5. Ruth 6. Samuel 7. David 8. Joshua 9. Elijah 10. Elisha 11. More OT Characters 12. The Christmas Story

A11 Story 1
Paul (Saul) at Antioch

	<p>We are learning that:</p> <ul style="list-style-type: none"> • People who believe in Jesus are called “Christians”. • The Bible teaches that God has a special plan for us when we believe in Him - He wants us to be His helpers. <p>Key Verse: Acts 11: 26 Bible Passage: Acts 11: 19-30</p>
INTRODUCE IT	<ul style="list-style-type: none"> • Ask the children how they could help in different situations – How could you help your teacher? What could you do at home to help if a family member was sick? • Explain that today’s story is about two men helping each other in God’s work.
TEACH IT	<ul style="list-style-type: none"> • The Good News about Jesus was spreading, and God’s church was growing. Some believers had gone to live in a city called Antioch. There, they were able to tell the Good News to people who had never heard it before, and many believed in Jesus (Acts 11: 19-21). • Soon the church at Jerusalem heard about the great things that were happening at Antioch. How would the believers feel? (excited) They decided to send a man called Barnabas to find out more. He went to Antioch and was very pleased to find that there were many new believers. Barnabas did all he could to teach the new believers and to encourage them to love Jesus. What kind of man was Barnabas? (Acts 11: 22-24) • Barnabas was so busy at Antioch that he needed a helper. God reminded him of Saul, whom he had met some years before. After Saul had met Jesus, he went back to Tarsus, the city where he had been born. Barnabas went to Tarsus and brought Saul back to Antioch to help him with the work (Acts 11: 25-26). • Explain that Antioch was an important place for Saul/Paul because he first began his work as a missionary there. It was a special work that God had planned for him. Saul and Barnabas spent the next year in Antioch, teaching the believers there. During that time, the believers in Jesus Christ were first called “Christians” (Acts 11: 26). • People who have trusted in Jesus become “Christians”. They share His name! The Bible teaches that God has a special plan for all Christians, just like He had for Paul. He wants Christians to be His helpers. • Discuss some ways in which God can use Christians as his helpers. <p>Complete the Bibletime lesson.</p> <p>Show it: see FBI links in Appendix A – Paul (Saul) at Antioch.</p>
LEARN IT	<p>Teach and explain where necessary the Key Verse - Acts 11: 26. Re-emphasise the meaning of ‘Christian’.</p>
REMEMBER IT	<ul style="list-style-type: none"> • In which city was the church growing? • Who did the people in Jerusalem send to Antioch? • What did Barnabas do in Antioch? • What did Barnabas soon need? • Who did Barnabas go to look for? • How long did Saul and Barnabas spend in Antioch? • What name was given to the people who believed in Jesus? • Whose work did Saul do?

A11 Story 2
Paul (Saul) in Cyprus

	<p>We are learning that:</p> <ul style="list-style-type: none"> • The Bible teaches that we should tell other people about Jesus. • People today can choose to follow Jesus or reject his teaching. <p>Key Verse: Matthew 28: 19 Bible Passage: Acts 13: 1-12</p>
INTRODUCE IT	<ul style="list-style-type: none"> • Explain to the children that today's story is about Paul (mention change of name), Barnabas and John Mark, telling people about Jesus. • Ask the children to work in pairs and think of as many things as they can about Jesus.
TEACH IT	<ul style="list-style-type: none"> • One day the Christians in Antioch were gathered together. Paul and Barnabas were there. The Holy Spirit made it clear to the other leaders that Barnabas and Paul were to do a special work for God. After praying about it, Barnabas, Saul and John Mark, who was a young nephew of Barnabas, set off in a boat to an island called Cyprus (Acts 13: 1-4). • When they arrived, they travelled around preaching the Good News. At a place called Paphos they met a magician who worked for the governor of Cyprus. The governor heard about Barnabas and Saul and wanted to meet them. He listened to the Word of God but Elymas, the magician, tried to stop him believing (Acts 13: 5-8). • Saul knew that the magician was doing the devil's work. Saul was filled with the Holy Spirit's power. He looked straight at the magician and told him he was doing evil, and that God would make him blind. As soon as Paul spoke, Elymas became blind and he had to search around to try and find someone to lead him (Acts 13: 9-11). • The governor saw the greatness of God's power and he believed in Jesus (Acts 13: 12). • Paul, Barnabas, John Mark and the governor chose to believe in Jesus. Elymas chose not to. The Bible teaches that Jesus wants everyone to believe in Him. • Why does the Bible make it clear that the message of Jesus is the only message that really matters? • Ask the pupils if they know anyone who tells people in another place about Jesus. • How can Christians tell other people about Jesus? <p>Complete the Bibletime lesson.</p> <p>Show it: see FBI links in Appendix A – Paul (Saul) in Cyprus.</p>
LEARN IT	<p>Teach and explain where necessary the Key Verse - Matthew 28: 19. Explain that these are the words of Jesus before He went back to Heaven. It was His plan that people everywhere (all nations) should hear the Good News and believe in Him.</p>
REMEMBER IT	<ul style="list-style-type: none"> • Who sent Paul and Barnabas to do a special work? • Who went with them? • How did they travel? • What was the name of the island they went to? • Who did they meet in Paphos? • Which person in Paphos believed in Jesus? • What happened to the magician? • Who spoke the words in today's Key Verse?

A11 Story 3
Paul meets Lydia

	<p>We are learning that:</p> <ul style="list-style-type: none"> • The Bible teaches that anyone who trusts in Jesus will be saved. • Christians know that they can talk to God anywhere and about anything. <p>Key Verse: Acts 2: 21 Bible Passage: Acts 16: 6-15</p>
INTRODUCE IT	<ul style="list-style-type: none"> • Ask the children to tell you about a time when they went on a journey far away. Where did they go? How long did it take? Who did they see there? • Explain to the children that today's story is about Paul and his friends going on a journey.
TEACH IT	<ul style="list-style-type: none"> • Paul and his two friends Silas and Timothy travelled for many miles, going from country to country. The Holy Spirit showed them exactly where God wanted them to go. No matter where they went, there were lots of people who needed to hear about Jesus (Acts 16: 6-8). • Eventually they arrived at a seaside town. That night, Paul had a special kind of dream in which a man from Macedonia pleaded with Paul to come over and help the people there. Paul knew that God was showing them clearly where they should go next (Acts 16: 9-10). • Explain that God wanted the people there to hear about Jesus, so He sent Paul and his friends there. The Bible teaches that God wants everyone to hear about Him. • Quickly they found a ship going there. Soon they arrived in a large city called Philippi. On the Sabbath day, Paul and his friends went outside the city to the riverbank. There they found some ladies who had come to pray (Acts 16: 11-13). The ladies at the river were praying to God. The Bible teaches that we can talk to God anywhere. • One of the ladies was called Lydia. She sold purple cloth. She had believed in God for a long time, but she had never heard about God's Son, Jesus. Lydia listened carefully to all that Paul said. She knew in her heart that what she heard was true and she became a believer in Jesus (Acts 16: 14-15). Lydia's family became Christians too. They were all baptised and Lydia invited Paul and his friends to stay at her house. • Ask the children for some ideas of what they could talk to God about. <p>Complete the Bibletime lesson.</p> <p>Show it: see FBI links in Appendix A – Paul meets Lydia.</p>
LEARN IT	<p>Teach and explain where necessary the Key Verse - Acts 2: 21. Explain that calling on the name of the Lord means asking God to save us from our sin. This is what Lydia did in the story.</p>
REMEMBER IT	<ul style="list-style-type: none"> • Name one of Paul's friends. • Who showed them where God wanted them to go? • What happened in Paul's dream? • How did Paul and his friends travel to Macedonia? • Where did Paul and his friends meet the ladies? • What were they doing? • What was Lydia's job? • What did Lydia do when she heard about Jesus?

A11 Story 4
Paul and Silas in jail

	<p>We are learning that:</p> <ul style="list-style-type: none"> • The Bible teaches that we must believe in Jesus in order to be saved. • Christians are happy because they have Jesus as their Saviour. <p>Key Verse: Acts 16: 31 Bible Passage: Acts 16: 16-34</p>
INTRODUCE IT	<ul style="list-style-type: none"> • Ask the children to tell you what makes them happy. • Tell the children that there are some happy people in today's story. Tell them to listen carefully to find out who is happy....
TEACH IT	<ul style="list-style-type: none"> • One day, when Paul and Silas were in Philippi, they helped a slave girl. This made her owners very angry and they dragged Paul and Silas to the market place and told lies about them (Acts 16: 16-21). • Paul and Silas were beaten and then they were thrown into jail. The jailer put them in chains and left their feet in heavy wooden blocks called stocks (Acts 16: 22-24). How would you expect Paul and Silas to be feeling? • At midnight, the other prisoners could hear Paul and Silas praying and singing hymns to God! Even though they had been stripped and beaten, they still were able to praise God (Acts 16: 25). • Suddenly there was another sound. Everything rattled and shook. Doors opened and chains fell off. It was an earthquake (Acts 16: 26). • The jailer woke up and noticed that all the prison doors were open. What might his first thoughts have been? Paul told him not to worry because all the prisoners were still there (Acts 16: 27-28). • The jailer asked Paul what he needed to do to be saved because he knew he was a sinner. Paul replied, "Believe on the Lord Jesus and you will be saved." Paul and Silas explained to the jailer and his family that Jesus died on the cross for their sin. The jailer took Paul and Silas home, bathed their wounds and gave them a meal. It was a very happy night for the jailer and his family because they all believed in Jesus (Acts 16: 29-34). • Who was happy in the story? Why were they happy? Encourage children to talk about Paul and Silas, also the jailer and his family. Explain to them that these people were happy because Jesus had saved them. • The Bible teaches that we too need to be saved from our sin. <p>Complete the Bibletime lesson.</p> <p>Show it: see FBI links in Appendix A – Paul and Silas in jail.</p>
LEARN IT	<p>Teach and explain where necessary the Key Verse - Acts 16: 31</p>
REMEMBER IT	<ul style="list-style-type: none"> • Who did Paul and Silas help? • What happened to Paul and Silas? • What did Paul and Silas do in the middle of the night? • What happened as they were singing? • Why was the jailer afraid after the earthquake? • What did the jailer ask Paul and Silas? • What did Paul and Silas tell him? • What did the jailer do that night? • What can we learn from this lesson?

A12 Story 1
Zechariah and Elizabeth

	<p>We are learning that:</p> <ul style="list-style-type: none"> • The Bible teaches that God answers prayer. • The Bible makes it clear that prayers are answered in God's time, not ours. <p>Key Verse: Luke 1: 13 Bible Passage: Luke 1: 5-25</p>
INTRODUCE IT	<ul style="list-style-type: none"> • Sensitively discuss the topic of families. Discuss with them about babies in their families or extended families. Babies usually make people happy. • Ask the children to think of something they would really like. Can they explain why they would like it? The couple in today's story felt a little bit like that, they wanted a baby!
TEACH IT	<ul style="list-style-type: none"> • Zechariah and Elizabeth really would have loved to have a child. As they grew older many of their friends had little families, but they were still alone. How do you think they felt? What would Zechariah and Elizabeth have missed about not having children? Let children make suggestions based on their own context/culture (Luke 1: 5-7). • They decided to pray to God about it. They knew that God could answer prayer! (Luke 1: 13) Mention that the Bible teaches that we can pray about any problem we may have. • God heard their prayer and sent an angel to meet with Zechariah when he was working in the Temple. How do you think Zechariah felt when the angel appeared? The angel told him not to be afraid and then shared the good news that Elizabeth was going to have a son and his name was to be John (Luke 1: 8-13). • Zechariah could not believe the news that he was hearing. He thought that he and Elizabeth were far too old to have a baby. The angel told him that because he didn't believe the message from God, he would be unable to speak until their baby son was born (Luke 1: 18-20). • Christians can learn an important lesson from Zechariah ... when they pray they must believe that God will answer their prayers. • Consider some matters that could be prayed for today! <p>Complete the Bibletime lesson.</p> <p>Show it: see FBI links in Appendix A – Zechariah and Elizabeth.</p>
LEARN IT	<p>Teach and explain where necessary the Key Verse - Luke 1: 13</p>
REMEMBER IT	<ul style="list-style-type: none"> • Who was Zechariah married to? • What did they really want? • Who did Zechariah and Elizabeth pray to? • Who came to meet Zechariah in the Temple? • How did Zechariah feel when the angel appeared to him? • What was the message from the angel? • What happened to Zechariah because he didn't believe the message? • When Christians pray what important thing should they believe?

A12 Story 2
Mary and Gabriel

	<p>We are learning that:</p> <ul style="list-style-type: none"> • Mary accepted the angel's message even though to her it seemed impossible. • The Bible says that God can do things that seem impossible. <p>Key Verse: Luke 1: 37 Bible Passage: Luke 1: 26-38</p>
INTRODUCE IT	<p>Review last week's story about the angel's message that Zechariah and Elizabeth were going to have a baby. Shortly after that, God sent the angel to make another special visit.</p>
TEACH IT	<ul style="list-style-type: none"> • Contrast Mary with Elizabeth. Mary was just a young girl, engaged to a man called Joseph and lived in the town of Nazareth. One day she had a visit from an angel called Gabriel (Luke 1: 26-27). Help the children understand that this was not a usual occurrence and Mary was naturally afraid. • The angel told her not to be afraid. She listened carefully as Gabriel told her that she was going to have a baby son. Mary was a little confused; she didn't have a husband yet. The angel told her that God the Holy Spirit would give her this special baby. She was to call Him Jesus (Luke 1: 29-34). • Jesus would be greater than any other baby that had been born. He would be the Son of God. It may have been difficult to understand but the angel told Mary that nothing is impossible with God (Luke 1: 35-37). • Mary believed the message that she had been told. Mary was willing to be part of God's great plan to send His Son into the world. The birth of Jesus would be a wonderful miracle (Luke 1: 38). • Have you ever been promised something that you found hard to believe? • Why do you think Mary believed the angel? The Bible teaches that God wants each of us to be able to trust Him in the same way as Mary did. <p>Complete the Bibletime lesson.</p> <p>Show it: see FBI links in Appendix A – Mary and Gabriel</p>
LEARN IT	<p>Teach and explain where necessary the Key Verse - Luke 1: 37. Can the children think of some other "impossible" things which God did in the Bible? This is why Christians praise Him for being such a mighty God!</p>
REMEMBER IT	<ul style="list-style-type: none"> • Where did Mary live? • Who was Mary engaged to? • What was the name of the angel who visited Mary? • Why was Mary a little confused at the message from the angel? • In what way would the baby be special? • What did Mary do about the message? • How is Mary a good example for us to follow? • Why do Christians praise God?

A12 Story 3
The birth of John

	<p>We are learning that:</p> <ul style="list-style-type: none"> • God kept his promise to Zechariah and Elizabeth. • The Bible teaches that God keeps His promises to us as well. <p>Key Verse: Luke 1: 76 Bible Passage: Luke 1: 57-80</p>
INTRODUCE IT	<ul style="list-style-type: none"> • Discuss what it would be like not to be able to talk for a number of months. Remind the children that this is what had happened to Zechariah when he hadn't believed the angel's message. • What is it like on Christmas morning or on a birthday when you get a present you have been waiting for? This is how Zechariah and Elizabeth must have felt when their little son was born just as the angel had promised. It was such a special time!
TEACH IT	<ul style="list-style-type: none"> • When the baby arrived the family and their neighbours wanted him to be called Zechariah like his dad. Elizabeth told them that his name was to be John (Luke 1: 57-60). Why did Elizabeth say he would be called John? • When Zechariah was asked about the name of the boy he wrote down "His name is John." (Luke 1: 62-63) • Just at that moment he was able to talk again. Zechariah gave thanks and praised God. Why did Zechariah do this? God had kept his promise, he was full of joy at the birth of his son and he knew that God would soon do even greater things! Everyone was amazed at what they had seen (Luke 1: 64-66). • John was a special boy. Why? Remind the children that his parents had waited so many years for him but even more importantly He would grow up to prepare the way for the coming of Jesus. • The Bible teaches that God will keep His promises to us too. Mention a couple of promises which He makes to us in the Bible. <p>Complete the Bibletime lesson.</p> <p>Show it: see FBI links in Appendix A – The birth of John</p>
LEARN IT	<p>Teach and explain where necessary the Key Verse - Luke 1: 76. Explain that this verse is part of what Zechariah said in his song of praise to God.</p>
REMEMBER IT	<ul style="list-style-type: none"> • Who was Elizabeth's husband? • Why was he not able to talk? • What did the neighbours want to call the baby? • Why did Zechariah and Elizabeth call him John? • When was Zechariah able to talk again? • What special job would John do? <p>Make it: Children could make a small birth announcement card for baby John.</p>

A12 Story 4
The birth of Jesus

	<p>We are learning that:</p> <ul style="list-style-type: none"> • The Bible teaches that Jesus is the Son of God who came to be our Saviour. • Christians like to thank God for his great love in sending Jesus. <p>Key Verse: Luke 2: 7 Bible Passage: Luke 2: 1-7</p>
INTRODUCE IT	<ul style="list-style-type: none"> • Talk about how plans can change at the last minute. Give an example which is relevant to the context you are in, either from the children's experience or your own experience. • Explain that it was coming close to the time when Mary's baby would be born. It would have been easier if the baby could have been born in Nazareth, where Joseph and Mary lived, but God had other plans!
TEACH IT	<ul style="list-style-type: none"> • The Roman Emperor gave an order for all the people to return to the places where they had been born to have their names added to a list. Joseph and Mary had to travel to Bethlehem (Luke 2: 1-5). Give some idea of the distance involved – approx. 80 miles/4 days journey. What would it have been like to have made this long journey? (For Level 2 children you may wish to add that it had always been God's plan for the baby to be born in Bethlehem!) • When they arrived, the town was full, and they could not find anywhere to stay. It was very near to the time when the baby they had been promised was going to arrive. They had to take rest in a place where animals live (Luke 2: 6-7). • When baby Jesus was born, He was wrapped in bands of cloth sometimes called swaddling clothes and was put into an animal's feeding container or manger (Luke 2: 6-7). Why was Jesus wrapped in swaddling clothes and laid in a feeding container? Help the children appreciate the greatness of the child born in such a lowly place. You could contrast a baby's arrival into the culture in which you live. • The Bible teaches that there has never been another baby like Jesus. He is the Son of God. He was willing to leave Heaven and be born here on earth to save us from our sin (Matthew 1: 21). • This is what Christmas is all about and why Christians like to thank God for His love in sending the Saviour. <p>Complete the Bibletime lesson.</p> <p>Show it: see FBI links in Appendix A – The birth of Jesus. www.bibleforchildren/the_birth_of_Jesus.</p>
LEARN IT	<p>Teach and explain where necessary the Key Verse - Luke 2: 7</p>
REMEMBER IT	<ul style="list-style-type: none"> • Who was married to Joseph? • Where did Mary and Joseph live? • Where did Joseph and Mary travel to? • Why were Joseph and Mary in Bethlehem? • Why were they taking rest in a place where animals were kept? • What did the baby Jesus lie in? • What made Jesus special? • Why does the Bible say we need a Saviour?

Level 3-4	A11 - LEVEL 3 Lesson 1 – The adventures of Paul Topic – Sharing with others	A11 - LEVEL 4 Study 1 – Paul's trial Topic – Jerusalem and the mob
	<p>Bible Focus: Acts 18: 1-11</p> <p>Key Verses: Acts 18: 9-10</p> <p>We are learning that:</p> <ol style="list-style-type: none"> 1. Paul's message wherever he went was that Jesus was the Christ. 2. The Bible tells us that God was with Paul and encouraged him in a vision. 	<p>Bible Focus: Acts 21: 17-40; 22: 1-30</p> <p>Key Verses: Acts 22: 14 & 15</p> <p>We are learning that:</p> <ol style="list-style-type: none"> 1. After Paul was arrested in the Temple he gave his testimony to the crowds. 2. The Jews hated the fact that the Gentiles had received and responded to the Gospel. 3. Paul appeals to his Roman citizenship when they started to flog him.
INTRODUCE IT	Discuss the meaning and importance of receiving encouragement from others. Ask pupils to share examples of encouragements they have received.	Briefly introduce the opposition that Paul faced when he came to Jerusalem. Using the Voice of the Martyrs website (or another source), give examples of Christians who witnessed for Christ and were not afraid to suffer. Ask pupils why a Christian would do this.
COMPLETE IT	<p>Present the Bible Story</p> <p>Discuss and Explain:</p> <ol style="list-style-type: none"> 1. Paul arrives in Corinth and meets Aquila and Priscilla who become his helpers. 2. As usual every Sabbath he goes to the synagogue to persuade the Jews that Jesus is the Messiah they have been waiting for. 3. When the Jews become abusive he moves next door and now preaches more to the Gentiles. Many believe and are baptised. 4. 18: 9 - God gave him the assurance that in Corinth, He would be with Paul and would keep him safe. Explain what a great encouragement this would have been to Paul. 5. Emphasise how Paul spread the message. (verses 4 & 11) 6. Consider how the Word of God spread in Corinth and the importance of baptism. <p>Explain the Key Verses and encourage pupils to learn them. Complete Lesson 1.</p> <p>Show it: see FBI links in Appendix B – Sharing with others.</p>	<p>Present the Bible Story</p> <p>Discuss and Explain:</p> <ol style="list-style-type: none"> 1. Paul arrives in Jerusalem and goes to the Temple. He was wrongly accused of taking a Gentile person into the Temple and there was a riot. 2. He was rescued by the Roman commander and allowed to speak to the crowd from the steps of the barracks. 3. Paul gave a very clear testimony (22: 1-21). When he mentioned he had been sent to the Gentiles, there was another riot. 4. He was taken into the barracks and they would have flogged him had he not explained he was a Roman citizen and could not be flogged until found guilty of a crime. 5. Explain why Paul went to the Temple. 6. Emphasise the nature of Paul's conversion. 7. Explain why the crowd was hostile towards Paul. <p>Explain the Key Verses and encourage pupils to learn them. Complete Study 1.</p> <p>Show it: see FBI links in Appendix C – Jerusalem and the mob.</p>
REVIEW IT	Review the story through a quiz. Consider creating a wall display based around the important principles of baptism – dying to sin/self, being buried with Christ, raised with Christ to new life.	Have a classroom debate on whether Paul was wise to enter the Temple when in Jerusalem.
LIVE IT	<p>How does the lesson challenge Christians today? Discuss.</p> <ol style="list-style-type: none"> 1. Read Psalm 23 and think of how the promise of God's presence is encouraging to Christians. 2. Make a list of ways in which we can encourage people today. Perhaps set a challenge to the group to try and carry these out! 	<p>How does the lesson challenge Christians today? Discuss.</p> <ol style="list-style-type: none"> 1. Christians are arrested on a daily basis throughout the world. Think about the impact of this on their lives, families and how they might feel. How could they be encouraged? 2. How important is it for Christians to ask God for help and courage whilst witnessing to others?

Level 3-4	A11 - LEVEL 3 Lesson 2 – The adventures of Paul Topic – The plot to kill him	A11 - LEVEL 4 Study 2 – Paul's trial Topic – Caesarea and the Governors
	<p>Bible Focus: Acts 23: 10-24; 24: 22-27</p> <p>Key Verse: Psalm 18: 30</p> <p>We are learning that:</p> <ol style="list-style-type: none"> 1. God encouraged Paul when the Jews tried to kill him. 2. Paul continued to faithfully preach the Word of God even as a prisoner. 	<p>Bible Focus: Acts 23: 23-26; 24: 1-27; 25: 1-12</p> <p>Key Verse: 1 Peter 3: 15</p> <p>We are learning that:</p> <ol style="list-style-type: none"> 1. Paul was taken to Caesarea for safety and eventually appeals to Caesar. 2. In the various trials he faced, Paul preached about righteousness, self-control, and judgment to come (24: 25).
INTRODUCE IT	Remind pupils of the power of the Roman Empire in the days of Paul. Explain what a buckler (shield) is. Provide illustrations from the ancient Greco-Roman world of a Roman soldier with a buckler. Explain how the LORD is a buckler to His people. Encourage the pupils to learn the Key Verse – Psalm 18: 30 .	Relate the story of Martin Luther and his stand for Christ at the Imperial Diet of Worms in 1521. Consider this statement by Luther at Worms: "Unless I am convinced by Scripture and plain reason ... my conscience is captive to the Word of God. I cannot and I will not recant anything, for to go against conscience is neither right nor safe. God help me. Amen." Use this as an introduction to Paul's experiences.
COMPLETE IT	<p>Present the Bible Story</p> <p>Discuss and Explain:</p> <ol style="list-style-type: none"> 1. Paul has been brought before the Council of Religious Jews (The Sanhedrin). 2. There was a big disturbance because Paul mentioned the resurrection; some believed but others didn't so there was uproar (23: 9). 3. Paul's life was in danger, so he was rescued by the Roman Commander. 4. That night the Lord stood by Paul and told him to have courage because he would go to Rome to spread the Gospel. 5. Some Jews took a vow that they would not eat or drink until Paul was dead and they formed a plot to kill him. 6. Fortunately, Paul's nephew heard about the plot, told the Commander and he had Paul guarded and taken to Caesarea. 7. Paul then had to appear before the Roman Governor, Festus, and once again he explained the Gospel. 8. Emphasise the message Paul preached to Felix and its relevance for today. <p>Explain the Key Verse and encourage pupils to learn it. Complete Lesson 2.</p> <p>Show it: see FBI links in Appendix B – The plot to kill him</p>	<p>Present the Bible Story</p> <p>Discuss and Explain:</p> <ol style="list-style-type: none"> 1. Paul is taken to Caesarea for his own safety and brought to the Governor Felix. 2. Then there was the trial before Felix when the Jewish leaders accused him of desecrating the Temple and causing riots. 3. Paul answers his accusers, and Felix has another interview with Felix when he spoke clearly about faith in Christ Jesus (24: 24). 4. Paul was left in prison for two years until there was another Governor. 5. Now Paul appears before Festus and again the Jewish leaders come and accuse him. Paul refuses to go to Jerusalem and appeals to Caesar and Festus says he will go to Rome. 6. Discuss how Paul defends himself before Felix. 7. Consider why Felix trembled at Paul's preaching (24: 25). 8. Think about why Paul appealed to Caesar and what this meant. <p>Explain the Key Verse and encourage pupils to learn it. Complete Study 2.</p> <p>Show it: see FBI links in Appendix C – Caesarea and the Governors</p>
REVIEW IT	Write a diary entry for Paul entitled: 'Waiting on God's promise'.	Create a Graffiti board entitled 'Paul takes his stand for Jesus Christ'.
LIVE IT	<p>How does the lesson challenge Christians today? Discuss.</p> <ol style="list-style-type: none"> 1. Think about the promise Paul was given by God during the night. Could anything or anyone stop this promise coming true? How does this encourage Christians today? 2. Felix trembled and was afraid when Paul talked about the Bible's teaching (Acts 24: 25). What does this show us about the power of God's Word? 	<p>How does the lesson challenge Christians today? Discuss.</p> <ol style="list-style-type: none"> 1. Read and reflect on 2 Timothy 2: 3. Make a list of hardships Christians are often faced with. What promises of God can they turn to for encouragement during these times? 2. Paul used his Roman citizenship to help spread the Gospel. How can Christians today use the privileges they enjoy to spread the Gospel?

Level 3-4	A11 - LEVEL 3 Lesson 3 – The adventures of Paul Topic – Before the King	A11 - LEVEL 4 Study 3 – Paul's trial Topic – Caesarea and the king
	<p>Bible Focus: Acts 25: 13-22; 26: 13-32</p> <p>Key Verse: Acts 26: 22</p> <p>We are learning that:</p> <ol style="list-style-type: none"> 1. Paul had to defend himself before Festus. 2. King Agrippa was almost persuaded to be a Christian. 	<p>Bible Focus: Acts 25: 13-27; 26: 1-32</p> <p>Key Verse: Acts 26: 28</p> <p>We are learning that:</p> <ol style="list-style-type: none"> 1. Christians believe that God was intervening in Paul's life. Festus regarded Paul unworthy of death, while Agrippa thought he should be set free. 2. Paul clearly proclaimed the message of the Gospel and sought to persuade Agrippa to be a Christian.
INTRODUCE IT	Ask the pupils how they think someone can become a Christian. Explain that people do not become Christians by force. Try to think of examples of how people are sometimes forced to do things but remain unconvinced of the things they are forced to do.	Talk about the sort of opposition Christians might face for their faith. What can they do to cope with this? Reflect on the promises made to Christ's disciples in Luke 21: 12-15 . Consider how these would be fulfilled in this study.
COMPLETE IT	<p>Present the Bible Story</p> <p>Discuss and Explain:</p> <ol style="list-style-type: none"> 1. Paul has been in prison for two years. Now there is a new Governor, Festus. The Jews wanted him to bring Paul to Jerusalem for trial, but Paul said he wanted to be tried in Rome. 2. King Agrippa and his wife Bernice arrive in Caesarea and want to hear about the prisoner Paul. 3. Paul is brought before Agrippa. 4. Paul explains to him the story of his life (26: 1-23). 5. Festus says he is mad! Agrippa confesses that he is almost persuaded to be a Christian. Both agree Paul could be set free but since he has appealed to Caesar he had to go to Rome. 6. Emphasise Paul's defence before Festus and his verdict (26: 24-25). Consider also how Paul sought to persuade Agrippa to be a Christian. 7. Think about how Paul responded to Agrippa's confession (26: 29). <p>Explain the Key Verse and encourage pupils to learn it. Complete Lesson 3.</p> <p>Show it: see FBI links in Appendix B – Before the King.</p>	<p>Present the Bible Story</p> <p>Discuss and Explain:</p> <ol style="list-style-type: none"> 1. Paul has been in prison for two years. Now there is a new Governor, Festus. The Jews wanted him to bring Paul to Jerusalem for trial, but Paul said he wanted to be tried in Rome. 2. King Agrippa and his wife Bernice arrive in Caesarea and want to hear about the prisoner Paul. Paul is brought before Agrippa. 3. Paul explains to him the story of his life (26: 1-23). 4. Festus says he is mad! Agrippa confesses that he is almost persuaded to be a Christian. Both agree Paul could be set free but since he has appealed to Caesar he had to go to Rome. 5. Emphasise Paul's defence before Festus and his verdict (26: 24-25). Consider also how Paul sought to persuade Agrippa to be a Christian. 6. Think about how Paul responded to Agrippa's confession (26: 29). <p>Explain the Key Verse and encourage pupils to learn it. Complete Study 3.</p> <p>Show it: see FBI links in Appendix C – Caesarea and the King.</p>
REVIEW IT	Ask the pupils to work in pairs to create a Church poster with the title: 'Almost persuaded?'	Reflect on the study and discuss the following statement: 'Being persuaded is much better than being forced'. How does this statement relate to what we have learned in the study?
LIVE IT	<p>How does the lesson challenge Christians today? Discuss.</p> <ol style="list-style-type: none"> 1. Consider Paul's approach to evangelism in this passage and how it might challenge Christians today. 2. If appropriate, set up a classroom debate where one pupil is trying to convince another to become a Christian. 	<p>How does the lesson challenge Christians today? Discuss.</p> <ol style="list-style-type: none"> 1. Contrast the attitude of the Jewish authorities with the Roman authorities to the Gospel message in the book of Acts. What lessons can be learnt from this about people's responses to the Gospel message? 2. Consider how today's lesson challenges Christians today about their approaches to spreading the Gospel message.

Level 3-4	A11 - LEVEL 3 Lesson 4 – The adventures of Paul Topic – Shipwreck	A11 - LEVEL 4 Study 4 – Paul's trial Topic – Mediterranean Shipwreck
	<p>Bible Focus: Acts 27: 13-14, 20-44; 28: 1-9</p> <p>Key Verse: Acts 27: 25</p> <p>We are learning that:</p> <ol style="list-style-type: none"> 1. The Bible teaches that God promises to help us through every situation we face in life. 2. The Bible says that God's purposes always come to pass. 	<p>Bible Focus: Acts 27: 1-44; 28: 1-10, 28-31</p> <p>Key Verses: Acts 27: 24-25</p> <p>We are learning that:</p> <ol style="list-style-type: none"> 1. The Bible teaches God is in control of every situation we face in life and promises to help us through them. 2. The rejection of the Gospel message by some often leads to opportunities for others to hear.
INTRODUCE IT	Ask the pupils if they have ever experienced a storm of any kind. Explore how they felt and how they dealt with the situation. Relate their experiences to Paul's shipwreck.	Discuss the idea of fear with the pupils. Ask them to describe their worst fears. Consider the importance of God's promises in the midst of fearful situations (Psalm 23: 4).
COMPLETE IT	<p>Present the Bible Story</p> <p>Discuss and Explain:</p> <ol style="list-style-type: none"> 1. Paul is now on his voyage to Rome. Paul advised them not to continue the voyage in the winter, but nobody listened to him. 2. There was a tremendous storm which lasted for many days. One night Paul had a vision and was told that all in the ship would be safe. He told everybody he had faith in God, and everything would happen just as he had been told. 3. Eventually they came close to Malta, ran the ship aground and all 276 managed to get to the shore safely. 4. The people of Malta were very kind to them, and Paul did some miraculous things on the island. 5. Emphasise how God encouraged Paul during the storm. 6. The Bible makes it clear that Christians are not immune from hardship. 7. Remind pupils that when Christians go through the storms of life, they can know the presence and power of God with them in the storm. <p>Explain the Key Verse and encourage pupils to learn it. Complete Lesson 4.</p> <p>Show it: see FBI links in Appendix B – Shipwreck</p>	<p>Present the Bible Story</p> <p>Discuss and Explain:</p> <ol style="list-style-type: none"> 1. Paul is now on his voyage to Rome. They were already experiencing difficulties at Crete, so Paul advised them not to continue the voyage in the winter, but nobody listened to him. 2. There was a tremendous storm which lasted for many days. The sailors gave up hope of being saved. 3. One night Paul had a vision and was told that all in the ship would be safe. He told everybody he had faith in God, and everything would happen just as he had been told. After 14 days without food Paul encouraged them to eat and then they began to get near land. 4. Eventually they came close to Malta, ran the ship aground and all 276 managed to get to the shore safely. 5. The people of Malta were very kind to them, and Paul did some miraculous things on the island. 6. Eventually they reached Rome, and Paul was under house arrest but used the opportunity to tell people about Jesus. 7. Emphasise how God encouraged Paul during the storm. 8. The Bible makes it clear that Christians are not immune from hardship. 9. Christians have the reassurance that when they face the storms of life, they can know the presence and power of God alongside them. <p>Explain the Key Verses and encourage pupils to learn it. Complete Study 4.</p> <p>Show it: see FBI links in Appendix C – Mediterranean Shipwreck</p>
REVIEW IT	Ask the pupils to imagine they are Paul. Ask them to write a letter to a friend who is experiencing problems and ask them to relate how God brought them through a storm on the way to Rome. Use that experience to encourage the friend.	Read 2 Corinthians 11: 21-33 and 2 Timothy 4: 16-18 . Discuss with pupils how these two passages relate to each other.
LIVE IT	<p>How does the lesson challenge Christians today? Discuss.</p> <ol style="list-style-type: none"> 1. How does the story of Paul's shipwreck encourage Christians today? 2. What lessons can be learnt from other Bible stories of how God delivered people through difficult times e.g. Joseph, Daniel, etc. 	<p>How does the lesson challenge Christians today? Discuss.</p> <ol style="list-style-type: none"> 1. Reflect on the events in the life of Paul you have studied and note how God's faithfulness is evident in his life. 2. Look up the dictionary meaning of the word 'perseverance'. How is this seen in Paul's life? How can Christians today be encouraged to persevere?

Level 3-4	A12– LEVEL 3 Lesson 1 – The first Christmas Topic - The impossible!	A12 – LEVEL 4 Study 1– The Saviour’s birth Topic – The Angel’s messages
	<p>Bible Focus: Luke 1: 5-20, 57-66</p> <p>Key Verse: Luke 1: 37</p> <p>We are learning that:</p> <ol style="list-style-type: none"> 1. Zechariah and Elizabeth were an old couple who experienced God answering their prayers. 2. The Bible teaches that nothing is impossible for God. 	<p>Bible Focus: Matthew 1: 18-25 & Luke 1: 26-38</p> <p>Key Verse: Matthew 1: 21</p> <p>We are learning that:</p> <ol style="list-style-type: none"> 1. Jesus' birth was accurately predicted by an angel who told the would-be dad important details about his life. 2. Mary was also told that she would conceive a child by the Holy Spirit.
INTRODUCE IT	Talk about how sometimes people have to wait to see God answering their prayers. Explain the situation with Zechariah and Elizabeth and how they had to wait so long for their prayer to be answered that it seemed virtually impossible.	Think about ways in which great events are flashed around the world, almost as soon as they have happened. However, no one can predict exactly what will happen before the event. But the Bible says that God can! Both Mary and Joseph were given messages from God about the birth of Jesus before He was born.
COMPLETE IT	<p>Present the Bible Story</p> <p>Discuss and Explain:</p> <ol style="list-style-type: none"> 1. Explain that Zechariah and Elizabeth wanted children. Remind the pupils of the shame and pain couples experienced in the Middle East in Bible times if you had no children. 2. Zechariah was privileged as a priest to be working in the Temple. 3. An angel appeared to him and Zechariah is frightened. The angel then tells him Elizabeth will have a son who will be great in the sight of God and will make ready a people prepared for the Lord (Luke 1: 17). 4. Zechariah says that they are too old to have children. The angel says that because he has not believed the Word of the Lord, he will be unable to speak until it happens. 5. When the baby is born Elizabeth says he is to be called John and Zechariah confirms this in writing. As soon as he does that, he is able to speak and is filled with the Holy Spirit. He then prophesied all that John would do. 6. Consider the response of the neighbours, etc. (1: 65-66). 7. How does Elizabeth's response to the angel contrast with Zechariah's? <p>Explain the Key Verse and encourage pupils to learn it. Complete Lesson 1.</p> <p>Show it: see FBI links in Appendix B – The Impossible!</p>	<p>Present the Bible Story</p> <p>Discuss and Explain:</p> <ol style="list-style-type: none"> 1. Mary and Joseph were engaged to be married. Then Mary receives a message from an angel that she is going to give birth to a son, conceived by the Holy Spirit. 2. When Joseph hears this, he wants to quietly divorce her. However, in a dream he is told about the birth of the baby, the reason He will be born, and the prophecy which will be fulfilled at His birth. 3. Mary and Joseph both believed the message they received, and as instructed Joseph gave the baby the name Jesus “because He will save His people from their sins”. 4. Consider three questions: a) Why was Jesus conceived miraculously by the Holy Spirit and not in the normal way? b) Why were Mary and Joseph chosen to be His earthly parents? (Look at the list of their ancestors -Matthew 1 and Luke 3) c) Why did God choose to send His only Son into this world? <p>Explain the Key Verse and encourage pupils to learn it. Complete Study 1.</p> <p>Show it: see FBI links in Appendix C – The Angel’s Messages</p>
REVIEW IT	Under the title of “The impossible became possible” ask pupils to write examples from the Bible of things that happened even though they seemed impossible. Consider turning these ideas into a wall display.	What is the significance for Christians of the coming of Jesus? Read 2 Corinthians 9: 15 and ask the pupils to write a prayer of thankfulness.
LIVE IT	<p>How does the lesson challenge Christians today? Discuss.</p> <ol style="list-style-type: none"> 1. Do you think angels ever appear today? Why/why not? 2. Despite Zechariah’s unbelief God still answered his prayer to have a son. How does this encourage Christians today? 	<p>How does the lesson challenge Christians today? Discuss.</p> <ol style="list-style-type: none"> 1. In times of unbelief and doubt, how can Mary and Joseph’s reactions in this story encourage Christians today? 2. What prophecies in the Bible readings for this study were fulfilled when Jesus came?

Level 3-4

	A12– LEVEL 3 Lesson 2 - The first Christmas Topic – A special task	A12 – LEVEL 4 Study 2 – The Saviour's birth Topic – The Emperor's command
	<p>Bible Focus: Luke 1: 26-38</p> <p>Key Verse: Luke 1: 38</p> <p>We are learning that:</p> <ol style="list-style-type: none"> God chose to use Mary and Joseph in a remarkable way. Christians believe that the birth of Jesus, God's Son, was a miracle. 	<p>Bible Focus: Luke 2: 1-7</p> <p>Key Verse: Luke 2: 7</p> <p>We are learning that:</p> <ol style="list-style-type: none"> The Roman Empire had rulers called Caesars. The Caesar ordered a decree which meant Mary and Joseph had to go to Bethlehem to register. This fulfilled an O.T prophecy.
INTRODUCE IT	Think about the fact that one of the first things to do when a baby is born is to give the baby a name. Jesus has many names or titles. Glance through the details of the birth of Jesus in Luke 1 and 2, and Matthew 1 and 2 and discuss some of His names and titles.	Read the Bible passage and then in small groups write down the names of as many places as you can that are mentioned in the Bible reading. Try not to look. Do the same for names. Check your answers by re-reading the Bible reading.
COMPLETE IT	<p>Present the Bible Story</p> <p>Discuss and Explain:</p> <ol style="list-style-type: none"> Mary is a teenager and is engaged to Joseph. She has a visit from the angel Gabriel and is troubled when she hears that God has highly favoured her. The angel tells her she is to give birth to a child whose name is to be Jesus. He is the Son of the Highest and will have the throne of his ancestor David. Mary is confused since she is still a virgin, but the angel explains that the baby will be conceived by the Holy Spirit. Mary's response is quite amazing, she says, "May it be to me as you have said" Think of the sort of things you think would have been going through Mary's head when the angel told her she was highly favoured and going to conceive. See also verses 46 & 47. "Nothing is impossible with God." Think of other Bible babies who were born in humanly impossible circumstances e.g. Elizabeth, Hannah, Sarah. <p>Explain the Key Verse and encourage pupils to learn it. Complete Lesson 2.</p> <p>Show it: see FBI links in Appendix B – A special task</p>	<p>Present the Bible Story</p> <p>Discuss and Explain:</p> <ol style="list-style-type: none"> Both Mary and Joseph were descendants of King David, and so when the order was given for the census, they had to go to Bethlehem. This was at least 70 miles and a very difficult journey for Mary about to give birth to a child. Presumably Bethlehem was very crowded, so they had to settle down, probably in some sort of stable or cave. Here Jesus was born in the most humble, poor circumstances. Think about the number of things that had to happen in order for Jesus to be born in Bethlehem just like Micah had said. The power of God to make all this come true is amazing (Micah 5: 2). Read John 3: 16, and Galatians 4: 4 and think about the meaning of these verses to help everybody understand this great event. <p>Explain the Key Verse and encourage learning. Complete Study 2.</p> <p>Show it: see FBI links in Appendix C – The Emperor's command</p>
REVIEW IT	<p>Answer these questions:</p> <ol style="list-style-type: none"> What was this angel's name? What was Mary's first reaction to the news? How did she feel some time later? (verses 46 & 47) 	<p>Answer these questions:</p> <ol style="list-style-type: none"> Name a town or city about 70 miles from where you live. How would you fancy walking that distance, even without being heavily pregnant? What was different about the surroundings of the birth of Jesus compared with a modern day birth?
LIVE IT	<p>How does the lesson challenge Christians today? Discuss.</p> <p>In small groups write down the name of all the places mentioned in this Bible passage, then do the same for names. Check to see if you've left any out by re-reading the passage. Think about the significance of everything that has been written down.</p>	<p>How does the lesson challenge Christians today? Discuss.</p> <p>Think about how Joseph may have been feeling throughout this story. Consider his obedience to God despite the circumstances. What can Christians today learn from his example?</p>

Level 3-4	A12– LEVEL 3 Lesson 3 – The first Christmas Topic - In Bethlehem	A12 – LEVEL 4 Study 3 – The Saviour's birth Topic – The Shepherds' visit
	<p>Bible Focus: Luke 2: 1-20</p> <p>Key Verse: Luke 2: 11</p> <p>We are learning that:</p> <ol style="list-style-type: none"> 1. It was God's plan that Jesus would be born in poor and difficult circumstances. 2. The Bible teaches that God was in control of all that happened and still is today. 	<p>Bible Focus: Luke 2: 8-20</p> <p>Key Verse: Luke 2: 11</p> <p>We are learning that:</p> <ol style="list-style-type: none"> 1. The angel appeared to the shepherds while they were going about their everyday business. 2. They believed what they heard and took immediate action.
INTRODUCE IT	Ask the pupils to name some of the greatest events of history. Explain that the coming of the Son of God was a major event. Draw a timeline showing all the events of this passage.	In small groups turn this passage into drama. Use some simple props like tea towels for shepherd's scarves.
COMPLETE IT	<p>Present the Bible Story</p> <p>Discuss and Explain:</p> <ol style="list-style-type: none"> 1. Both Mary and Joseph were descendants of King David and so when the order was given for the census, they had to go to Bethlehem. 2. This was at least 70 miles and a very difficult journey for Mary who was about to give birth to a child. 3. Presumably Bethlehem was very crowded, so they had to settle down, probably in some sort of stable or cave. Here Jesus was born in the most humble, poor circumstances. 4. We presume the birth happened at night and the shepherds were some of the few people awake. 5. They received the news of the birth of the Saviour - Christ the Lord. 6. A great company of the heavenly host appeared to the shepherds praising God. 7. The shepherds decided to go to Bethlehem and see what had happened. They found Mary and Joseph and the baby. 8. They spread the news of all they had seen and then returned praising and glorifying God 9. Consider the first greeting the angels give as recorded here and elsewhere in the Bible. 10. Think about how the young couple felt on their journey. 11. Discuss the lessons that can be learnt from the story of the shepherds. <p>Explain the Key Verse and encourage pupils to learn it. Complete Lesson 3.</p> <p>Show it: see FBI links in Appendix B – In Bethlehem</p>	<p>Present the Bible Story</p> <p>Discuss and Explain:</p> <ol style="list-style-type: none"> 1. We presume the birth happened at night and the shepherds were some of the few people awake. 2. They received the news of the birth of the Saviour - Christ the Lord. 3. A great company of the heavenly host appeared to the shepherds praising God. 4. The shepherds decided to go to Bethlehem and see what had happened. They found Mary and Joseph and the baby, exactly as they had been told. 5. They spread the news of all they had seen and then returned praising and glorifying God. 6. Consider that God through the angel appeared as these men were working. The Bible makes it clear that He can speak to us today as we go about our daily lives. 7. Christians believe that they should tell others about God because of the great love that He has shown them. <p>Explain the Key Verse and encourage pupils to learn it. Complete Study 3.</p> <p>Show it: see FBI links in Appendix C – The Shepherds' visit</p>
REVIEW IT	<p>Answer these questions.</p> <ol style="list-style-type: none"> 1. Why do you think angels greet people like in verse 10? 2. Do you think God speaks through angels to ordinary people like shepherds today? Why/why not? 3. What do you think was in Mary's mind? (Verse 19) 	<p>Answer these questions.</p> <ol style="list-style-type: none"> 1. Why do you think the shepherds acted so quickly once the angel left them? 2. The shepherds were blessed for their quick action. Can you put verse 20 into modern day words? 3. What do you think was in Mary's mind? (Verse 19)
LIVE IT	<p>How does the lesson challenge Christians today? Discuss.</p> <p>Pretend you were a shepherd. Using verses 8-17 write a diary entry describing what you heard, saw and felt.</p>	<p>How does the lesson challenge Christians today? Discuss.</p> <p>If Christians were to keep a diary to record things God said to them, how would this make them feel?</p>

Level 3-4

	A12– LEVEL 3 Lesson 4 – The first Christmas Topic – In the Temple	A12 – LEVEL 4 Study 4 – The Saviour's birth Topic – The Wise Men's gifts
	<p>Bible Focus: Luke 2: 22-40</p> <p>Key Verse: Luke 2: 30</p> <p>We are learning that:</p> <ol style="list-style-type: none"> 1. Simeon and Anna rejoiced at Jesus' birth because they understood its significance. 2. Christians believe that it is important to thank God for sending Jesus into the world. 	<p>Bible Focus: Matthew 2: 1-23</p> <p>Key Verses: Matthew 2: 11</p> <p>We are learning that:</p> <ol style="list-style-type: none"> 1. Although wise men brought treasures, the Bible teaches that Jesus was the greater treasure. 2. These men understood that Jesus was someone very special.
INTRODUCE IT	Think about all the excitement when a baby is born. What was different about the birth of Jesus? Explain that Jewish law demanded that parents had to go to the Temple to name the child, circumcise him, and give offerings for purification of the mother and thanks to God (Leviticus 15).	Think about all the excitement when a baby is born. Think about family and friends making a journey to see the new baby. Introduce the wise men and the long journey they made. Think about how in this story God was always a step ahead of Satan. List the examples from the passage.
COMPLETE IT	<p>Present the Bible Story</p> <p>Discuss and Explain:</p> <ol style="list-style-type: none"> 1. After Jesus was born He is taken to the Temple in Jerusalem. 2. Both Mary and Joseph had been told to name the baby Jesus and this is what they did! Now they offered sacrifices as the Law instructed them. 3. They met Simeon who had been told that he would not die until he had seen the "Lord's Christ". 4. He took the baby in his arms and praised God because he recognised that Jesus was the Saviour. 5. They also met an old lady called Anna, who also gave thanks to God and "spoke about the child to all who were looking forward to the redemption of Jerusalem." 6. Consider how Simeon and Anna both knew that Jesus was very special. 7. Think about the things which they said would happen to Jesus (see verses 31-32, 34, 35, and 38). <p>Explain the Key Verse and encourage pupils to learn it. Complete Lesson 4.</p> <p>Show it: see FBI links in Appendix B – In the Temple.</p>	<p>Present the Bible Story</p> <p>Discuss and Explain:</p> <ol style="list-style-type: none"> 1. The wise men saw a star in the East and from their studies decided that a new king had been born and they wanted to pay homage to Him. 2. They came to Herod in the Palace in Jerusalem, assuming the new king would be there. 3. Herod is troubled, thinking he has a rival but through the religious men he is told of Micah 5: 2 and the birth of the King in Bethlehem. 4. The wise men go to Bethlehem, find the baby, give Him their treasures and worship Him. 5. They are warned in a dream to go home another way and not to tell Herod what they had found. 6. Joseph is told to take Mary and the baby to Egypt for safety. 7. Herod realises that he has been outwitted and orders the death of all boys in Bethlehem under two years old. 8. Eventually Joseph is told it is safe to return and come to live in Nazareth. 9. Think about how God had planned all this hundreds of years before with the various prophecies (see verses 5-6, 15, 17-18, and 23). 10. Also think about how Herod was doing Satan's work. <p>Explain the Key Verse and encourage pupils to learn it. Complete Study 4.</p> <p>Show it: see FBI links in Appendix C – The Wise Men's Gifts</p>
REVIEW IT	Simeon said that he would be a Light. In small groups/pairs think about all the positive things that light does. In what ways can they see verse 32 a bit differently now? Challenge pupils to think of specific areas when Christians need help and try writing these into a prayer.	Consider the gifts that were given to Jesus - Gold suggesting He is a King, Myrrh suggesting He is a Saviour who would suffer and die, and Frankincense suggesting He is God and worthy of worship. Consider all the ways in which Jesus is like a treasure, a free gift to anyone who will accept him as Saviour and Lord.
LIVE IT	<p>How does the lesson challenge Christians today? Discuss.</p> <ol style="list-style-type: none"> 1. The Bible makes it clear that salvation means wholeness and is not just a one off event but a lifelong process. How can Christians apply this to their lives? 	<p>How does the lesson challenge Christians today? Discuss.</p> <ol style="list-style-type: none"> 1. Think about what Christians can bring to Jesus as an offering. 2. Keeping in mind Satan's attempts to deceive in the story, list some everyday examples/anecdotes in which Satan is 'The Deceiver.' How important is it for Christians to be aware of how he works?

Appendix A - Level 0 & 1 Free Bible Images

	Title	Story Images
A11	Paul	Paul (Saul) at Antioch https://www.freebibleimages.org/illustrations/paul-cyprus/ https://www.freebibleimages.org/illustrations/paul-antioch-iconium/ Paul (Saul) in Cyprus https://www.freebibleimages.org/illustrations/yo-paul-cyprus/ https://www.freebibleimages.org/illustrations/sb-paul-cyprus/ Paul meets Lydia https://www.freebibleimages.org/illustrations/yo-paul-earthquake/ Paul and Silas in Jail https://www.freebibleimages.org/illustrations/yo-paul-earthquake/ https://www.freebibleimages.org/illustrations/rg-paul-silas/ https://www.freebibleimages.org/illustrations/sb-paul-silas/
A12	The Christmas Story	Zechariah and Elizabeth https://www.freebibleimages.org/illustrations/preschool-zacharias-elizabeth/ https://www.freebibleimages.org/illustrations/mk-zacharias/ Mary and Gabriel https://www.freebibleimages.org/illustrations/ls-mary-angel/ https://www.freebibleimages.org/illustrations/lgr-birth-jesus/ The birth of John https://www.freebibleimages.org/illustrations/dm-mary-elizabeth/ https://www.freebibleimages.org/illustrations/preschool-zacharias-elizabeth/ The birth of Jesus https://www.freebibleimages.org/illustrations/ls-jesus-born/ https://www.freebibleimages.org/illustrations/birth-jesus-preschool/ https://www.freebibleimages.org/illustrations/lgr-birth-jesus/

Appendix A - Level 2 Free Bible Images

	Title	Story Images
A11	Paul	Paul (Saul) at Antioch
		https://www.freebibleimages.org/illustrations/paul-antioch-iconium/
		Paul (Saul) in Cyprus
		https://www.freebibleimages.org/illustrations/paul-cyprus/
		Paul meets Lydia
		https://www.freebibleimages.org/illustrations/paul-antioch-philippi/
		Paul and Silas in Jail
		https://www.freebibleimages.org/illustrations/paul-silas-prison/
A12	The Christmas Story	Zechariah and Elizabeth
		https://www.freebibleimages.org/illustrations/zechariah-elizabeth/
		https://www.freebibleimages.org/illustrations/gnpi-002-zechariah/
		Mary and Gabriel
		https://www.freebibleimages.org/illustrations/ed-mary-angel/
		https://www.freebibleimages.org/illustrations/gnpi-003-birth-announcement/
		The birth of John
		https://www.freebibleimages.org/illustrations/zechariah-elizabeth/
		https://www.freebibleimages.org/illustrations/gnpi-005-birth-john/
		The birth of Jesus
		https://www.freebibleimages.org/illustrations/gnpi-007-birth-jesus/
		https://www.freebibleimages.org/photos/yo-christmas-story/

Appendix B - Level 3 Free Bible Images

	Title	Story Images
A11	Paul	Sharing with others
		https://www.freebibleimages.org/illustrations/paul-corinth/
		The plot to kill him
		https://www.freebibleimages.org/illustrations/yo-paul-prisoner/
		Before the King
		https://www.freebibleimages.org/illustrations/paul-festus-agrippa/
A12	The Christmas Story	Shipwreck
		https://www.freebibleimages.org/illustrations/yo-paul-storm/
		https://www.freebibleimages.org/illustrations/bpa-shipwrecked/
		The impossible
		https://www.freebibleimages.org/illustrations/zechariah-elizabeth/
		https://www.freebibleimages.org/illustrations/gnpi-002-zechariah/
		https://www.freebibleimages.org/photos/zechariah-john/
		A special task
		https://www.freebibleimages.org/illustrations/gnpi-003-birth-announcement/
		https://www.freebibleimages.org/photos/mary-angel/
		In Bethlehem
		https://www.freebibleimages.org/illustrations/gnpi-007-birth-jesus/
		https://www.freebibleimages.org/illustrations/yo-christmas-story/
		In the temple
		https://www.freebibleimages.org/illustrations/gnpi-010-simeon-anna/
		https://www.freebibleimages.org/photos/simeon-anna-temple/

Appendix C - Level 4 Free Bible Images

	Title	Story Images
A11	Paul	Jerusalem and the mob
		https://www.freebibleimages.org/illustrations/paul-jerusalem-return/
		https://www.freebibleimages.org/illustrations/paul-arrested-jerusalem/
		Caesarea and the governors
		https://www.freebibleimages.org/illustrations/paul-felix/
		https://www.freebibleimages.org/illustrations/paul-festus-agrippa/
		Caesarea and the king
		https://www.freebibleimages.org/illustrations/paul-festus-agrippa/
A12	The Christmas Story	Mediterranean Shipwreck
		https://www.freebibleimages.org/illustrations/paul-shipwrecked/
		https://www.freebibleimages.org/illustrations/paul-rome/
		The Angels Message
		https://www.freebibleimages.org/photos/joseph-angel/
		https://www.freebibleimages.org/photos/mary-angel/
		The Emperor's Command
		https://www.freebibleimages.org/photos/jesus-birth/
		https://www.freebibleimages.org/illustrations/christmas-jesus-birth/
		The Shepherd's Visit
		https://www.freebibleimages.org/photos/shepherds-angels/
		https://www.freebibleimages.org/illustrations/christmas-shepherds/
		The Wise Men's Gifts
		https://www.freebibleimages.org/photos/wise-men/
		https://www.freebibleimages.org/illustrations/christmas-wisemen/



© Bible Educational Services 2022

www.besweb.com